



# AFS Auxiliary Filtration System

Hydraulic or Gear Fluid Portable Filtration System



ENGINEERING YOUR SUCCESS.

# AFS

The AFS is the ideal way to prefilter and transfer fluids, on the ground or in the air.

Fluid should always be filtered prior to use. New fluid is not necessarily clean fluid. Most new fluids (directly from the container) are unfit for use, due to high initial contamination levels. Contamination, both particulate and water, may be introduced to a new fluid during processing, mixing, handling and storage.

The AFS uses a high capacity ModuFlow™ Plus filter for long element life and optimum filtration. The single element package provides a high level of filtration performance in a compact size. Free water is controlled by utilizing Parker's Par-Gel™ element. Par-Gel™ elements have a very high affinity for free water.

Designed with functionality, space and durability in mind the AFS comes standard with a rated lifting eye. The optimized design and rugged steel construction allow service personnel access to the critical hydraulic systems through passageways as small as 12" x 16".

The use of a Parker portable filtration system is the most efficient and economical way to extend fluid life and protect critical system components from harmful contaminants.

## Specifications:

### Maximum Recommended Fluid Viscosity:

**AFSG** - 4080 SUS (880 cSt)

0.85 specific gravity

**AFSH** - 500 SUS (108 cSt)

0.85 specific gravity

*For Optimal Particle Detector*

*Performance: 50-250 SUS*

*(7.5-54 cSt)*

### Visual Indicator (outlet

**filter):** 35 psid 3-band  
(clean, change, bypass)

### Filter Bypass Valve Settings (Integral to Element):

35 psid (2.4 bar)

### Operating Temperature:

-4°F to +140°F (-20°C to +60°C)

### Flow Rate:

**AFSG** - 4 gpm (15.1 lpm)

**AFSH** - 10 gpm (37.8 lpm)

### Electrical Service Required:

**AFSG** - 110/220 volts, 60/50

Hz, single phase, 8/4 amps

**AFSH** - 110/220 volts, 60/50

Hz, single phase, 10/5 amps

### Electrical Motor:

**AFSG** - 1/2 hp @ 1725 rpm,

open, drip proof

**AFSH** - 3/4 hp @ 3450 rpm,

open, drip proof, thermal  
overload protection

### Construction:

Cart frame - Steel

Filter head - Aluminum

Filter bowl - Steel

Hose - Reinforced Nitrile

Wands - PVC

Optional concentric wand -  
steel

**Weight:** 85 lbs. (39kg)

### Dimensions:


A = Height: 30.1 in (765 mm)

B = Width: 15.8 in (401 mm)

C = Depth: 11.9 in (960 mm)

## Applications:

- **Pre-clean hydraulic fluids prior to system fill**
- **Transferring fluid from drums or storage tanks to system reservoirs**
- **Conditioning fluid in use**
- **Complimenting existing system filtration**
- **Removing free and emulsified water from a system**



# Features


- A Visual indicator**
  - Tells you when to change element
- B Single filter**
  - Double length filtration for long element life
- C Drip tray**
  - Helps keep the work area safe and clean
- D Smaller footprint**
  - Fits into 12"x16" wind turbine hatch
- E Heavy duty steel frame**
  - Rugged and built to last
- F 110V/220V AC motor**
  - Industrial brand name
- G Particle detection**
  - Detects changes in contamination levels and alerts when oil is clean

- H Element access cover**
  - Top-accessible for easy changing of elements
- I Hose**
  - 8 foot, kink-resistant hose prevents pump cavitation
- Element (not shown)**
  - Available for both particulate and water removal (WR)
- Lifting eye (not shown)**
  - Rated hoisting ring not to exceed 250 lbs.

- Optional Concentric wand (pg 6)**
- Ready to use; no additional hardware needed



AFS - Gear



AFS - Hydraulic with IPD

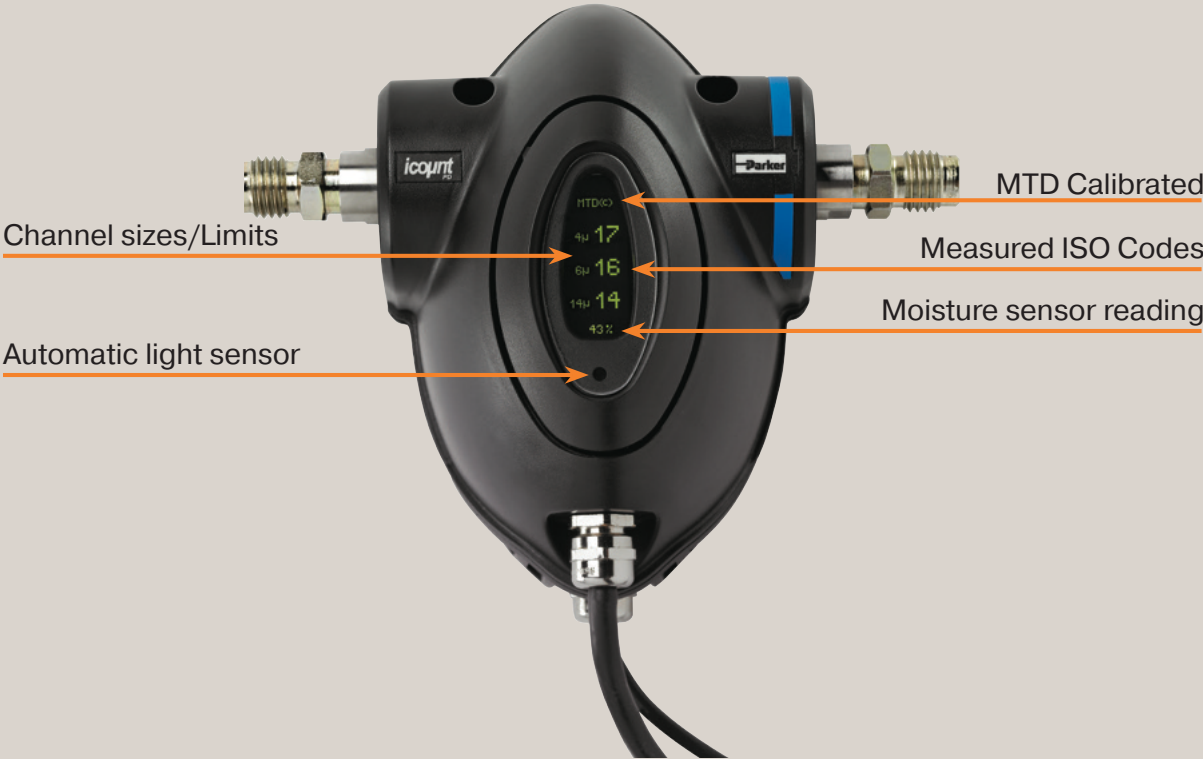
# Features

## icountPD® - icount Particle Detector

The Most Up-to-Date Technology in Solid Particle Detection.

The design dynamics, attention to detail, and small size of the permanently mounted, on-line particle detector brings a truly innovative product to all industry. The laser based,

leading-edge technology is a cost effective market solution to fluid management and contamination control.

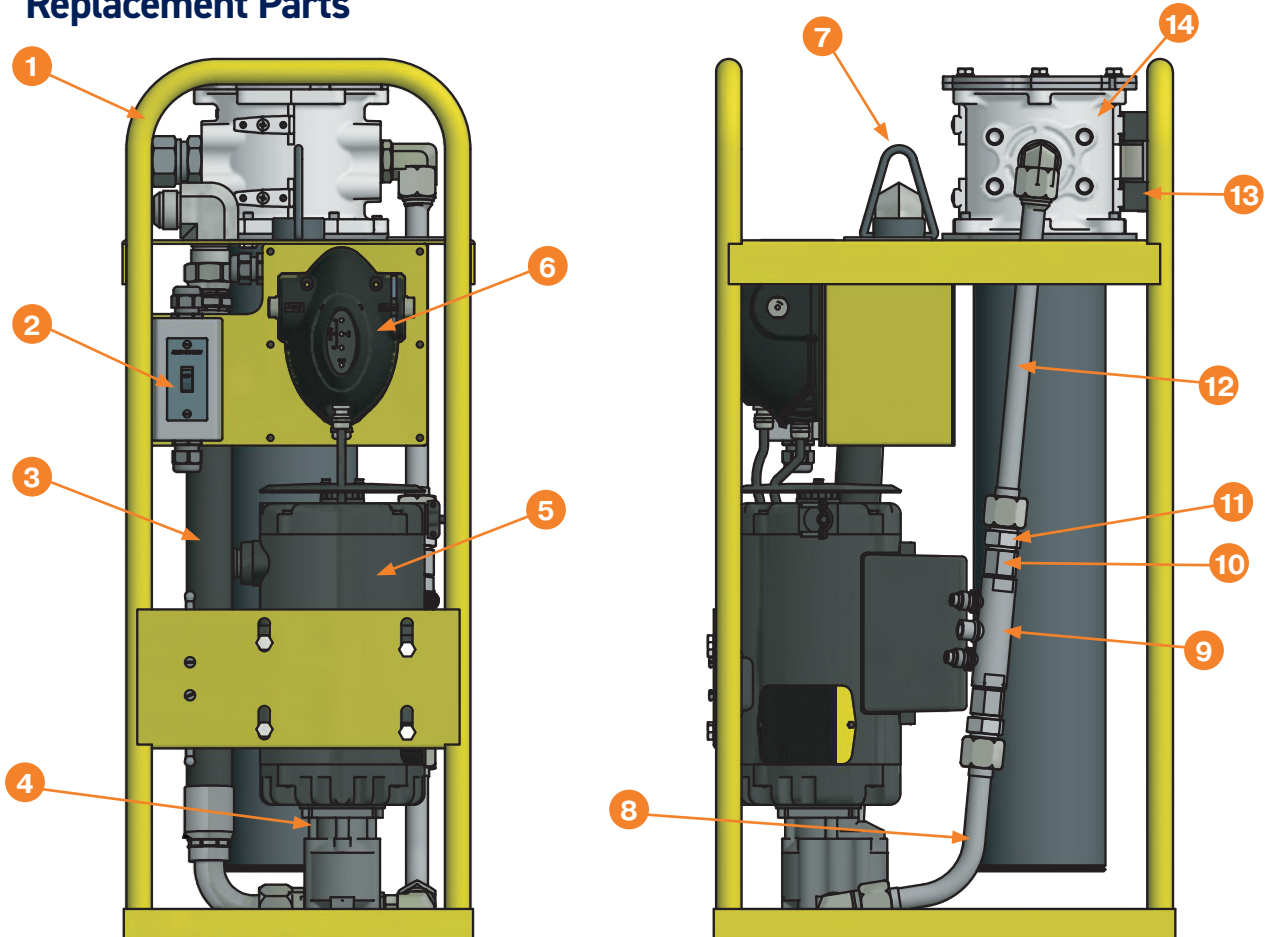


### Features and benefits of the icountPD include:

- Independent monitoring of system contamination trends.
- Early warning digital display indicators for Low, Medium and High contamination levels.
- Moisture % RH LED indicator.
- Cost effective solution in prolonging fluid life and reducing machine downtime.
- Visual indicators with power and alarm output warnings.
- Continuous performance for dependable analysis.
- Hydraulic, phosphate ester & fuel fluid compatible construction.
- Self diagnostic software.
- Fully integrated PC/PLC integration technology utilizing RS232 and 4-20mA.
- Annual calibration in US Service Center. Counter easily removed for return.

# AFS

## Replacement Parts



#	Description	AFSG	AFSH	AFSH w/ IPD
1	Frame Assembly	946275	946275	946275
2	Manual Motor Starter			928617
3	Suction Hose Assmblly	946280	946280	946280
4	Gear Pump	D22BS1A	928731	928731
5	Electric Motor	941767	941766	941766
6	Icount PD			IPD12322230
7	Hoist Ring	945994	945994	945994
8	Discharge tube	946281	946281	941466
9	System 20 Sensor			STI.0144.100
10	System 20 BSP to SAE Fitting			3/8-8F4OHG5S
11	Triple-Lok 37° Flare JIC Adapter			928729
12	Upper Discharge tube			946282
13	Differential Pressure Indicator	926750	926750	926750
14	Filter Housing	946297	946057	946057
	Inlet/Outlet Hose *	946063	946063	946063
	Wand Assemblies *	928624	928624	928624
	System 20 Oil Sample Hose*			ACC6NH001

\* Item not pictured

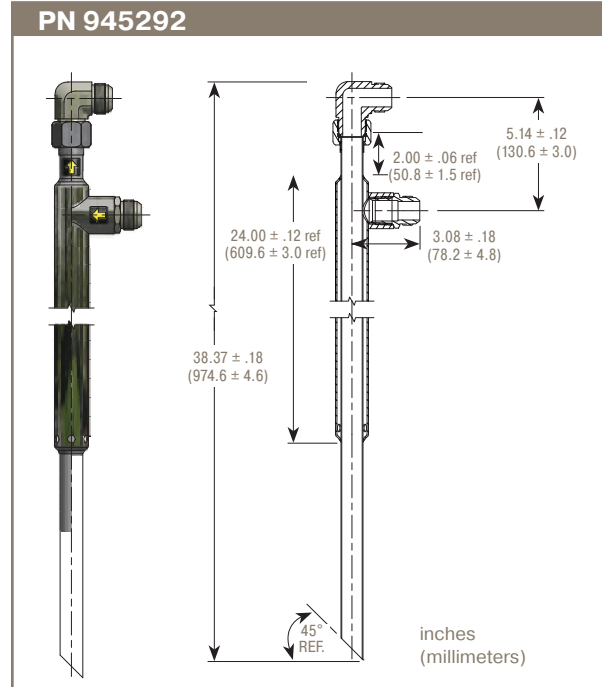
# AFS

## Optional Parts

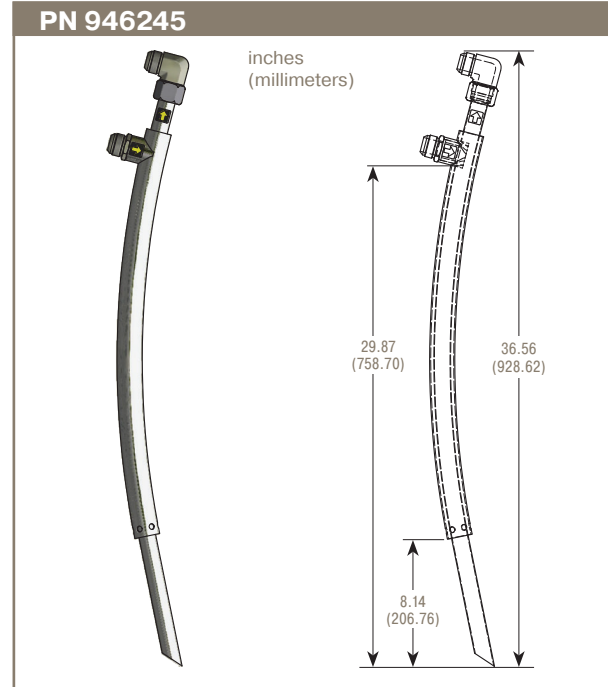
### Concentric Wands

- Single point suction & return
- 1" diameter suction tube
- Fits openings 1.5 inches and larger
- 30" suction depth
- In-tank filtering
- One port access to the tank
- All steel construction


### Standard Concentric Wand



### Curved Concentric Wand



### Suction Strainer Filter



# AFS<sup>1</sup>

## Auxiliary Filtration System

### How To Order

Select the desired symbol (in the correct position) to construct a model code. Example:

BOX 1	BOX 2	BOX 3	BOX 4	BOX 5	BOX 6	BOX 7	BOX 8
AFS	H	2	02Q	B	VP	I	1

BOX 1: Filter Series	
Symbol	Description
AFS	Auxiliary Filtration System

BOX 2: Flow	
Symbol	Description
H	10 GPM (500 SUS max)
G	4 GPM (4,080 SUS max)

BOX 3: Element Length	
Symbol	Description
2	Double

BOX 4: Media Code	
Symbol	Description
02Q	Microglass, 2 micron
05Q	Microglass, 5 micron
10Q	Microglass, 10 micron
20Q	Microglass, 20 micron
WR	Par-Gel™ Water Removal

BOX 5: Seal Material	
Symbol	Description
B	Nitrile

BOX 6: Indicator	
Symbol	Description
VP	Visual indicator, 3-band

BOX 7: Bypass	
Symbol	Description
I	35 PSID (2.4 bar)

BOX 8: Options	
Symbol	Description
1	None
PDL <sup>2</sup>	IPD with LCD display and integrated Moisture Sensor

Notes:  
 1. The cart includes the element you select installed.  
 2. Must choose option H in Box 2.

### Replacement Elements

Media	Filter (35 psid integral bypass)
02Q	937397Q
05Q	937398Q
10Q	937399Q
20Q	937400Q
WR	940734



Hydraulic & Fuel Filtration Division  
[www.parker.com/emhff](http://www.parker.com/emhff)

Last updated August 4th, 2023

Parker's willingness to conduct business with Buyer is expressly conditioned on Buyer's assent to Parker's Offer of Sale. [www.parker.com/saleterms](http://www.parker.com/saleterms)