Catalogo Raccordi 2009
2009 Fittings Catalogue

AIRCOMP
STAMPOTECNICA

Il presente documento è parte integrante di una più ampia e completa documentazione orientata al settore dell'automazione pneumatica, comprendente un catalogo "Trattamento Aria Compressa", "Cilindri Pneumatici" e "Valvole".

The present catalogue is integral part of our more comprehensive and complete sales literature aimed at the pneumatic automation sector, including our catalogue "Air preparation units", "Pneumatic Cylinders" and "Valves".

INDICE
INDEX

Istruzioni generali
General instructions 2

Raccordi Automatici
One Touch Fittings 3

Regolatori di Flusso
Speed Controllers 20

Valvole Manuali a 3 vie
Hand Valves 23

Rubinetti
Ball Valves 25

Valvole Ausiliarie
Auxiliary Valves 28

Raccordi Tradizionali in Ottone
Brass Standard Fittings 29

Raccordi a Calzamento
Quick fittings 37

Silenziatori
Silencers 43

Manometri
Gauges 45

Istruzioni generali – precauzioni d'impiego

tab. 1

SIZE	POLYURETHANE TUBE	NYLON TUBE
Ø 3mm	± 0.10	± 0.08
Ø 4mm	± 0.10	± 0.08
Ø 6mm	± 0.12	± 0.10
Ø 8mm	± 0.12	± 0.10
Ø 10mm	± 0.15	± 0.12
Ø 12mm	± 0.15	± 0.12
Ø 16mm	± 0.15	± 0.15

dis. 1

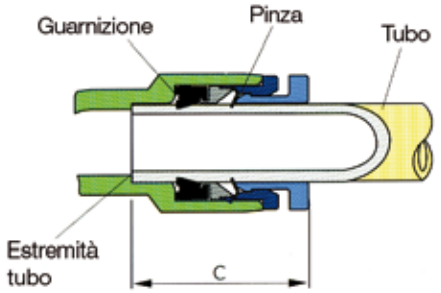

Leggere attentamente le istruzioni, precauzioni e contenute nel presente catalogo.
Attenersi attentamente le caratteristiche tecniche nonché alle pressioni massime e le temperature di esercizio presenti nelle relative tabelle.
I raccordi contenuti nel presente catalogo NON possono essere utilizzati per applicazioni diverse da quelle indicate.

ATTENZIONE
Prime d'intervenire ASSICURASI che NON ci sia pressione nell'impianto.

Raccordi Automatici
Non utilizzare i raccordi Aircomp nei seguenti impieghi:
- applicazioni con gas corrosivi, infiammabili, soluzioni chimiche ecc.
- applicazioni con eccessive vibrazioni, shock, rotazioni e strappi.
- per la compatibilità chimica siete pregati di contattare l'ufficio tecnico Aircomp.

Non smontare e rimontare le singole parti del raccordo.
Assicurarsi che il tubo di collegamento rispetti le misure della TABELLA 1, in caso contrario si potrebbero riscontrare perdite o malfunzionamenti.

Precauzioni nel montaggio del tubo
Assicurasi che la sezione del tubo sia tagliata ad angolo retto
Assicurasi che non ci siano danneggiamenti all'esterno del tubo

Per l'applicazione e la rimozione del tubo prestare attenzione alle seguenti informazioni:
l'inserimento del tubo nel raccordo automatico Aircomp si effettua in 2 fasi
- 1° fase inserimento del tubo sulla pinza
- 2° fase inserimento del tubo sulla guarnizione fino all'estremità del raccordo (DIS.1).

Nel montaggio del tubo assicurasi che venga eseguita anche la 2° fase.

Aircomp si riserva il diritto di modificare senza preavviso i dati tecnici del presente catalogo per effetto di miglioramenti tecnici e/o esigenze di mercato.

General instructions – using precautions

tab. 1

SIZE	POLYURETHANE TUBE	NYLON TUBE
Ø 3mm	± 0.10	± 0.08
Ø 4mm	± 0.10	± 0.08
Ø 6mm	± 0.12	± 0.10
Ø 8mm	± 0.12	± 0.10
Ø 10mm	± 0.15	± 0.12
Ø 12mm	± 0.15	± 0.12
Ø 16mm	± 0.15	± 0.15

fig. 1

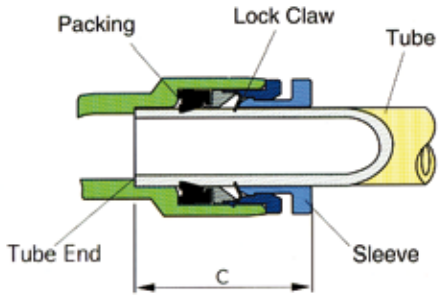

Read carefully the instructions, precautions and contents of this present catalogue.
Follow carefully the technical specifications and the maximum pressures and temperatures reported in the tables.
The fittings present in this catalogue may NOT be used for other applications which are different to those described on this document.

ATTENTION
Before repairing or checking equipment, remove air pressure first.

Push-in fittings
Never use the Aircomp fittings on the following environment:
- Place consisting of corrosive gas, inflammable, chemical solutions etc.
- Place of excessive vibration, shocks, rotation and curve.
- For chemical compatibility please contact the Aircomp sales department.

Never disassemble or assemble the single fitting parts
Make sure that the connection hose corresponds to the measures reported on the TAB. 1, otherwise it should be possible to have leaking or malfunctions.

Cautions in the hose application
Be sure to confirm that the hose section is cut 90°
Be sure that there are no damages outside of the hose

For fitting and removing the hose pay attention to the two following information:
The hose insertion into the automatic Aircomp fitting happens in two phases:
- 1° hose insertion on the lock claws pliers
- 2° complete hose insertion into the fitting (FIG.1).

During the hose insertion make sure that the second step has been acquired.

Aircomp reserves the right to modify without any notice the technical data of this catalogue as a result of technical improvements and/or market needs.

Line 301-302

Raccordi automatici
Push-in fittings

Dati tecnici - Technical data	
Applicazioni - Applications	aria compressa/vuoto - compressed air/vacuum
Fluido - Fluid	aria (no altri fluidi) - air (no other gases or liquids)
Pressione di lavoro - Working pressure	0 - 16 bar
Depressione - Vacuum	-750 mmHg (10 Torr)
Range di temperatura - Temperature range	-20 ÷ 80°C
Tubi consigliati - Recommended hoses	Nylon, Poliuretano - Nylon, Polyurethane

Guida alle referenze
Guide to references

301 . 01 . 08 . 14

Serie
Line

301 = Raccordo conico
Conical fitting
Raccordo intermedio
Intermediate fitting

302 = Raccordo cilindrico
Cylindrical fitting

Tipo di raccordo
Fitting type

Consultare le tabelle alle pagine che seguono

Please check it in following pages

Filetto
Thread Size

18 = 1/8
14 = 1/4
38 = 3/8
12 = 1/2
M5 = M5

Ø Tubo
Tube diameter

04 = tubo 4 mm
4mm tube
06 = tubo 6 mm
6mm tube
08 = tubo 8 mm
8mm tube
10 = tubo 10 mm
10mm tube
12 = tubo 12 mm
12mm tube

I raccordi di collegamento automatici in tecnopolimero Aircomp permettono il collegamento istantaneo dei tubi flessibili di diverse tipologie.
Sono disponibili nella versione filettata conica preteflonata, cilindrica e nella versione di congiunzione (tubo/tubo).

The technopolymer Aircomp push-in fittings allow a fast connections of different flexible hoses types. These fittings are available in different tread versions: conical with teflon, cylindrical and intermediate (hose/hose).

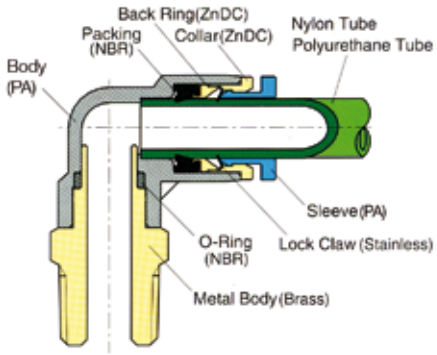

302.01

Maschio diritto automatico cilindrico
Straight male

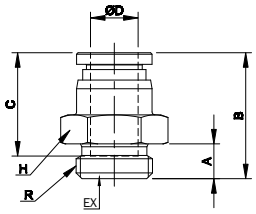

CODICE-CODE	ØD	R	A	B	H1	EX	Bag Qty
302.01.04.M5	4	M5	4	20,1	8	2	10
302.01.04.18		G1/8	5	18,4	13	3	10
302.01.04.14		G1/4	6	18,1	16	3	10
302.01.06.M5	6	M5	4	21,8	11	2	10
302.01.06.18		G1/8	5	23,1	13	4	10
302.01.06.14		G1/4	6	19,8	16	4	10
302.01.08.18	8	G1/8	5	26	13	5	10
302.01.08.14		G1/4	6	21,7	16	6	10
302.01.08.38		G3/8	7	22,7	20	6	10
302.01.10.14	10	G1/4	6	28,3	16	6	10
302.01.10.38		G3/8	7	24,3	20	8	10
302.01.10.12		G1/2	8,5	24,8	24	8	5
302.01.12.14	12	G1/4	6	32,4	19	6	5
302.01.12.38		G3/8	7	32,4	20	9	5
302.01.12.12		G1/2	8,5	28,9	24	10	5

302.23

Femmina diritta automatica cilindrica
Straight female

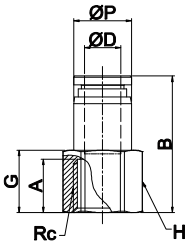

CODICE-CODE	ØD	R	ØP	G	A	B	H	Bag Qty
302.23.04.18	4	G1/8	8,8	11	9	24,4	13	10
302.23.04.14		G1/4	8,8	14	12	27,4	16	10
302.23.06.18	6	G1/8	11	11	9	25,4	13	10
302.23.06.14		G1/4	11	14	12	28,4	16	10
302.23.08.18	8	G1/8	13	10	9	27,7	13	10
302.23.08.14		G1/4	13	14	12	30,7	16	10
302.23.08.38		G3/8	13	15	13	31,7	19	10
302.23.10.14	10	G1/4	15,5	13	12	32,4	16	10
302.23.10.38		G3/8	15,5	15	13	33,4	19	5
302.23.10.12		G1/2	15,5	18	16	36,4	24	5
302.23.12.14	12	G1/4	18,8	12	12	35,4	19	5
302.23.12.38		G3/8	18,8	15	13	36,4	19	5
302.23.12.12		G1/2	18,8	18	16	39,4	24	5

302.20

Femmina diritta passap. Aut. Cilindrica
Straight bulkhead female

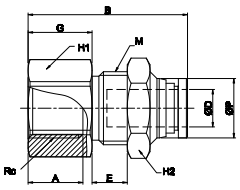

CODICE-CODE	ØD	R	ØP	M	G	A	B	E	H1	H2	Bag Qty
302.20.04.18	4	G1/8	8,8	M12X1.0	11	9	25,1	3,4	14	14	10
302.20.04.14		G1/4	8,8	M12X1.0	14	12	28,1	3,4	16	14	10
302.20.06.18	6	G1/8	11	M14X1.0	9	9	26,3	6	16	17	10
302.20.06.14		G1/4	11	M14X1.0	14	12	31,3	6	16	17	10
302.20.08.18	8	G1/8	13	M16X1.0	8	9	28,9	7,7	19	19	10
302.20.08.14		G1/4	13	M16X1.0	14	12	34,9	7,7	19	19	10
302.20.08.38		G3/8	13	M16X1.0	15	13	35,9	7,7	19	19	10
302.20.10.14	10	G1/4	15,5	M20X1.0	13	12	32,3	5,7	22	24	5
302.20.10.38		G3/8	15,5	M20X1.0	15	13	34,3	5,7	22	24	5
302.20.10.12		G1/2	15,5	M20X1.0	18	16	37,3	5,7	24	24	5
302.20.12.14	12	G1/4	18,8	M22X1.0	12	12	35,4	8,2	24	26	5
302.20.12.38		G3/8	18,8	M22X1.0	14	13	37,4	8,2	24	26	5
302.20.12.12		G1/2	18,8	M22X1.0	18	16	41,4	8,2	24	26	5

302.47

Codolo maschio cilindrico
Plug-in male

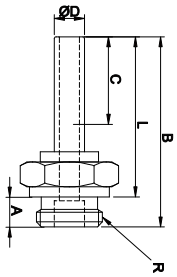

CODICE-CODE	Ø D	R	A	B	L	C	Bag Qty
302.47.04.M5	4	M5	4	36,9	32,9	16	10
302.47.04.18		G1/8	5	31	26	16	10
302.47.04.14		G1/4	6	33	27	16	10
302.47.06.M5	6	M5	4	41,9	37,9	17	10
302.47.06.18		G1/8	5	37	32	17	10
302.47.06.14		G1/4	6	38	32	17	10
302.47.08.18	8	G1/8	5	46	41	18.5	10
302.47.08.14		G1/4	6	41	35	18.5	10
302.47.08.38		G3/8	7	41	34	18.5	10
302.47.10.14	10	G1/4	6	51	45	21	5
302.47.10.38		G3/8	7	44	37	21	5
302.47.10.12		G1/2	8.5	46,5	38	21	5
302.47.12.14	12	G1/4	6	57,5	51,5	22.5	5
302.47.12.38		G3/8	7	58	51	22.5	5
302.47.12.12		G1/2	8.5	51,5	43	22.5	5

302.02

Curve 90° automatica cilindrica
Elbow male

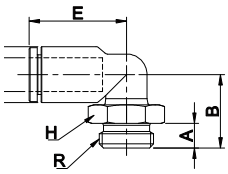

CODICE-CODE	ØD	R	ØP	A	B	E	H	Bag Qty
302.02.04.M5	4	M5	9	4	14,6	17,1	9	10
302.02.04.18		G1/8	9	5	14,6	17,1	13	10
302.02.04.14		G1/4	9	6	15,3	17,1	16	10
302.02.06.M5	6	M5	11.2	4	15,7	18	9	10
302.02.06.18		G1/8	11.2	5	15,7	18	13	10
302.02.06.14		G1/4	11.2	6	16,4	18	16	10
302.02.08.18	8	G1/8	13.6	5	19,6	23,6	13	10
302.02.08.14		G1/4	13.6	6	17,8	23,6	16	10
302.02.08.38		G3/8	13.6	7	18,8	23,6	20	10
302.02.10.14	10	G1/4	16.3	6	22,6	25	16	5
302.02.10.38		G3/8	16.3	7	21,1	25	20	5
302.02.10.12		G1/2	16.3	8,5	22,6	25	24	5
302.02.12.14	12	G1/4	19.7	6	24,5	32,2	16	5
302.02.12.38		G3/8	19.7	7	23	32,2	20	5
302.02.12.12		G1/2	19.7	8,5	24,5	32,2	24	5

302.10

Curva 90° automatica cilindrica lunga
Extra elbow male

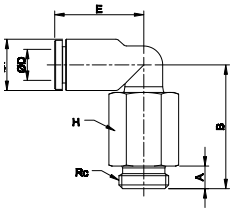

CODICE-CODE	ØD	R	ØP	A	B	E	H	Bag Qty
302.10.04.M5	4	M5	9	4	27,1	17,1	9	10
302.10.04.18		G1/8	9	5	27,1	17,1	13	10
302.10.04.14		G1/4	9	6	27,8	17,1	16	10
302.10.06.M5	6	M5	11.2	4	28,2	18	9	10
302.10.06.18		G1/8	11.2	5	28,2	18	13	10
302.10.06.14		G1/4	11.2	6	28,9	18	16	10
302.10.08.18	8	G1/8	13.6	5	34,6	23,6	13	10
302.10.08.14		G1/4	13.6	6	32,8	23,6	16	10
302.10.08.38		G3/8	13.6	7	33,8	23,6	20	5
302.10.10.14	10	G1/4	16.3	6	43,8	25	16	5
302.10.10.38		G3/8	16.3	7	42,3	25	20	5
302.10.10.12		G1/2	16.3	8,5	43,8	25	24	5
302.10.12.14	12	G1/4	19.7	6	45,65	32,2	16	5
302.10.12.38		G3/8	19.7	7	44,15	32,2	20	5
302.10.12.12		G1/2	19.7	8,5	45,65	32,2	24	5

302.29

Curva 90° femmina automatica cilindrica
Elbow female

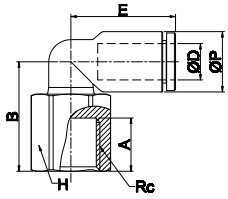

CODICE-CODE	ØD	R	ØP	A	B	E	H	Bag Qty
302.29.04.18	4	G1/8	9	9	18,6	17,1	13	10
302.29.04.14		G1/4	9	12	21,6	17,1	16	10
302.29.06.18	6	G1/8	11.2	9	19,7	18	13	10
302.29.06.14		G1/4	11.2	12	22,7	18	16	10
302.29.08.18	8	G1/8	13.6	9	21,7	23,6	13	10
302.29.08.14		G1/4	13.6	12	24,7	23,6	16	10
302.29.08.38		G3/8	13.6	13	25,7	23,6	19	5
302.29.10.14	10	G1/4	16.3	12	26	25	16	5
302.29.10.38		G3/8	16.3	13	27	25	19	5
302.29.10.12		G1/2	16.3	16	30	25	24	5
302.29.12.14	12	G1/4	19.7	12	27,9	32,2	16	5
302.29.12.38		G3/8	19.7	13	28,9	32,2	19	5
302.29.12.12		G1/2	19.7	16	31,9	32,2	24	5

302.61

Curva 45° automatica cilindrica
45° Elbow male

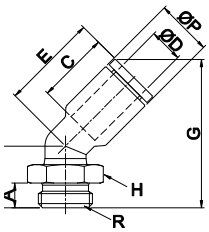

CODICE-CODE	ØD	R	ØP	A	B	C	E	H	G	Bag Qty
302.61.04.M5	4	M5	10,4	4	22	16	18,1	10	34,76	10
302.61.04.18		G1/8	10,4	5	23,6	16	18,1	10	38,76	10
302.61.04.14		G1/4	10,4	6	25,6	16	18,1	12	40,36	10
302.61.06.M5	6	M5	12,4	4	21,9	17	20,1	12	36,08	10
302.61.06.18		G1/8	11.2	5	13,7	15,5	18	13	30,1	10
302.61.06.14		G1/4	11.2	6	14,4	15,5	18	16	30,8	10
302.61.08.18	8	G1/8	13.6	5	16,8	17,8	23,6	13	37,91	10
302.61.08.14		G1/4	13.6	6	15	17,8	23,6	16	36,11	10
302.61.08.38		G3/8	13.6	7	16	17,8	23,6	20	37,11	10
302.61.10.14	10	G1/4	16.3	6	18,6	19,4	25	16	41,65	5
302.61.10.38		G3/8	16.3	7	17,1	19,4	25	20	40,15	5
302.61.10.12		G1/2	16.3	8,5	18,6	19,4	25	24	41,65	5
302.61.12.14	12	G1/4	19.7	6	20,1	22,4	32,2	16	49,41	5
302.61.12.38		G3/8	19.7	7	18,6	22,4	32,2	20	47,91	5
302.61.12.12		G1/2	19.7	8,5	20,1	22,4	32,2	24	49,41	5

302.03

"T" centrale maschio automatico cilindrico
"T" central male

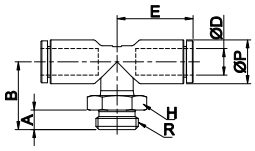

CODICE-CODE	ØD	R	ØP	A	B	E	H	Bag Qty
302.03.04.M5	4	M5	9	4	16,6	17,1	9	10
302.03.04.18		G1/8	9	5	16,6	17,1	13	10
302.03.04.14		G1/4	9	6	17,3	17,1	16	10
302.03.06.M5	6	M5	11.2	4	17,7	18	9	10
302.03.06.18		G1/8	11.2	5	17,7	18	13	10
302.03.06.14		G1/4	11.2	6	18,4	18	16	10
302.03.08.18	8	G1/8	13.6	5	22,8	23,6	13	10
302.03.08.14		G1/4	13.6	6	21	23,6	16	10
302.03.08.38		G3/8	13.6	7	22	23,6	20	5
302.03.10.14	10	G1/4	16.3	6	24,8	25	16	5
302.03.10.38		G3/8	16.3	7	23,3	25	20	5
302.03.10.12		G1/2	16.3	8,5	24,8	25	24	5
302.03.12.14	12	G1/4	19.7	6	26,5	32,2	16	5
302.03.12.38		G3/8	19.7	7	25	32,2	20	5
302.03.12.12		G1/2	19.7	8,5	26,5	32,2	24	5

302.07

"T" laterale maschio automatico cilindrico
"T" lateral male

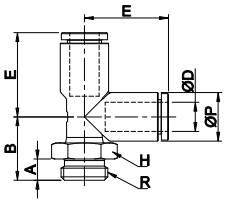

CODICE-CODE	ØD	R	ØP	A	B	E	H	Bag Qty
302.07.04.M5	4	M5	9	4	14,6	17,1	9	10
302.07.04.18		G1/8	9	5	14,6	17,1	13	10
302.07.04.14		G1/4	9	6	15,3	17,1	16	10
302.07.06.M5	6	M5	11.2	4	15,7	19	9	10
302.07.06.18		G1/8	11.2	5	15,7	19	13	10
302.07.06.14		G1/4	11.2	6	16,4	19	16	10
302.07.08.18	8	G1/8	13.6	5	19,6	23,6	13	10
302.07.08.14		G1/4	13.6	6	17,8	23,6	16	10
302.07.08.38		G3/8	13.6	7	18,8	23,6	20	5
302.07.10.14	10	G1/4	16.3	6	22,6	25	16	5
302.07.10.38		G3/8	16.3	7	21,1	25	20	5
302.07.10.12		G1/2	16.3	8,5	22,6	25	24	5
302.07.12.14	12	G1/4	19.7	6	24,5	32,2	16	5
302.07.12.38		G3/8	19.7	7	23	32,2	20	5
302.07.12.12		G1/2	19.7	8,5	24,5	32,2	24	5

302.35

"T" centrale femmina automatico clindrico
"T" central female

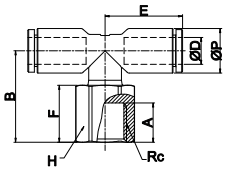

CODICE-CODE	ØD	R	ØP	A	B	E	H	F	Bag Qty
302.35.04.M5	4	M5	9	5	16,6	17,1	9	9,8	10
302.35.04.18		G1/8	9	9	20,6	17,1	13	13,8	10
302.35.04.14		G1/4	9	12	23,6	17,1	17	16,8	10
302.35.06.M5	6	M5	11.2	5	17,7	18	9	9,8	10
302.35.06.18		G1/8	11.2	9	21,7	18	13	13,8	10
302.35.06.14		G1/4	11.2	12	24,7	18	17	16,8	10
302.35.08.18	8	G1/8	13.6	9	24,9	23,6	13	14,4	10
302.35.08.14		G1/4	13.6	12	27,9	23,6	17	17,4	10
302.35.08.38		G3/8	13.6	13	28,9	23,6	19	18,4	5
302.35.10.14	10	G1/4	16.3	12	28,2	25	17	16,9	5
302.35.10.38		G3/8	16.3	13	29,2	25	19	17,9	5
302.35.10.12		G1/2	16.3	16	32,2	25	24	20,9	5
302.35.12.14	12	G1/4	19.7	12	29,9	32,2	17	16,9	5
302.35.12.38		G3/8	19.7	13	30,9	32,2	19	17,9	5
302.35.12.12		G1/2	19.7	16	33,9	32,2	24	20,9	5

302.09

"Y" maschio automatico cilindrico
"Y" male

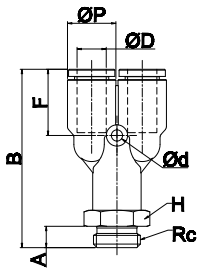

CODICE-CODE	ØD	R	ØP	A	B	Ød	F	H	Bag Qty
302.09.04.M5	4	M5	9	4	37,4	3,2	13,2	9	10
302.09.04.18		G1/8	9	5	37,4	3,2	13,2	13	10
302.09.04.14		G1/4	9	6	38,1	3,2	13,2	16	10
302.09.06.M5	6	M5	11.2	4	40,5	3,2	14,1	11	10
302.09.06.18		G1/8	11.2	5	40,5	3,2	14,1	13	10
302.09.06.14		G1/4	11.2	6	41,2	3,2	14,1	16	10
302.09.08.18	8	G1/8	13.6	5	48,9	3,2	18,6	13	10
302.09.08.14		G1/4	13.6	6	50,1	3,2	18,6	16	10
302.09.08.38		G3/8	13.6	7	51,1	3,2	18,6	20	5
302.09.10.14	10	G1/4	16.3	6	54,5	4,2	18	17	10
302.09.10.38		G3/8	16.3	7	53	4,2	18	20	10
302.09.10.12		G1/2	16.3	8,5	54,5	4,2	18	24	10
302.09.12.14	12	G1/4	19.7	6	64,4	4,2	23,9	19	10
302.09.12.38		G3/8	19.7	7	62,9	4,2	23,9	20	10
302.09.12.12		G1/2	19.7	8,5	64,4	4,2	23,9	24	10

302.53

Vite cava singola
Single screw

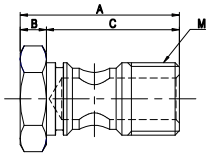

CODICE-CODE	M	A	B	C	H	Bag Qty
302.53.18	G1/8	26,5	4	22,5	14	10
302.53.14	G1/4	32	5	27	17	10
302.53.38	G3/8	36,5	6	30,5	21	10
302.53.12	G1/2	40,5	6	34,5	24	5

302.54

Vite cava doppia
Double screw

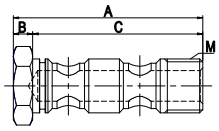

CODICE-CODE	M	A	B	C	H	Bag Qty
302.54.18	G1/8	43,5	4	39,5	14	10
302.54.14	G1/4	51	5	46	17	10
302.54.38	G3/8	58,5	6	52,5	21	5
302.54.12	G1/2	64,5	6	58,5	24	5

302.55

Vite cava tripla (solo aria)
Triple screw (only air)

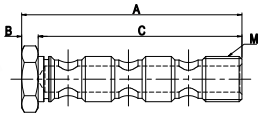

CODICE-CODE	M	A	B	C	H	Bag Qty
302.55.18	G1/8	60,5	4	56,5	14	10
302.55.14	G1/4	70	5	65	17	10
302.55.38	G3/8	80,5	6	74,5	21	5
302.55.12	G1/2	88,5	6	82,5	24	5

302.56

O-ring di tenuta
Ring sealing

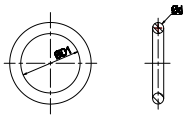

CODICE-CODE	ØD1	Ød	Bag Qty
302.56.18	**G1/8**	1,5	10
302.56.14	**G1/4**	1,5	10
302.56.38	**G3/8**	1,5	10
302.56.12	**G1/2**	1,5	10

302.51

Anello per vite cava
Single banjo ring

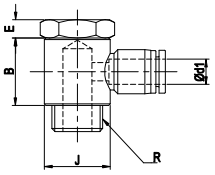

CODICE-CODE	ØD1	R	B	E	Bag Qty
302.51.04.18	**4**	**G1/8**	14	4	10
302.51.06.18	**6**	**G1/8**	14	4	10
302.51.06.14		**G1/4**	17,5	5	10
302.51.08.18	**8**	**G1/8**	14	4	10
302.51.08.14		**G1/4**	17,5	5	10
302.51.08.38		**G3/8**	19,5	6	5
302.51.10.14	**10**	**G1/4**	17,5	5	5
302.51.10.38		**G3/8**	19,5	6	5
302.51.12.38	**12**	**G3/8**	19,5	6	5
302.51.12.12		**G1/2**	22,5	6	5

302.52

Anello doppio per vite cava
"T" single banjo ring

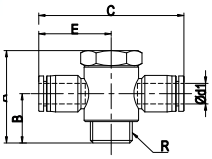

CODICE-CODE	ØD1	R	A	B	C	Bag Qty
302.52.04.18	**4**	**G1/8**	26,5	14	46,8	10
302.52.06.18	**6**	**G1/8**	26,5	14	49,6	5
302.52.06.14		**G1/4**	32	17,5	51,8	5
302.52.08.18	**8**	**G1/8**	26,5	14	52,6	5
302.52.08.14		**G1/4**	32	17,5	52,6	5
302.52.08.38		**G3/8**	36,5	19,5	52,6	5
302.52.10.14	**10**	**G1/4**	32	17,5	59,6	5
302.52.10.38		**G3/8**	36,5	19,5	59,6	5
302.52.12.38	**12**	**G3/8**	36,5	19,5	66,6	4
302.52.12.12		**G1/2**	40,5	22,5	66,6	4

302.42

Banjo automatico maschio - chiave a brugola
Hexagonal holed banjo male

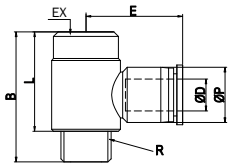

CODICE-CODE	ØD	R	ØP	B	L	E	EX	Bag Qty
302.42.04.M5	4	M5	10,4	18	14,5	21	5	10
302.42.04.18		G1/8	10,4	28,5	23	23,3	6	10
302.42.06.M5	6	M5	12,4	18	14,5	24,9	5	10
302.42.06.18		G1/8	12,4	28,5	23	24,8	6	10
302.42.06.14		G1/4	12,4	34	26	25,9	8	10
302.42.08.18	8	G1/8	14,4	28,5	23	26,3	6	10
302.42.08.14		G1/4	14,4	34	26	26,3	8	10
302.42.08.38		G3/8	14,4	37,5	29	26,3	10	5
302.42.10.14	10	G1/4	17,6	34	26	29,8	8	5
302.42.10.38		G3/8	17,6	37,5	29	29,8	10	5
302.42.12.38	12	G3/8	21,2	37,5	29	33,3	10	5
302.42.12.12		G1/2	21,2	45,5	35	33,3	12	5

302.43

Doppio banjo automatico in linea cilindrico
Double elbow

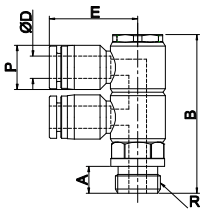

CODICE-CODE	ØD	R	ØP	A	B	E	H	Bag Qty
302.43.04.18	4	1/8	10,4	6	46,2	22,3	14	10
302.43.04.14		1/4	10,4	8	45,2	22,3	17	5
302.43.06.18	6	1/8	12,4	6	42,2	26,5	14	5
302.43.06.14		1/4	12,4	8	45,2	26,5	17	5
302.43.08.18	8	1/8	14,4	6	44,2	29,1	17	5
302.43.08.14		1/4	14,4	8	47,2	29,1	17	5
302.43.08.38		3/8	14,4	10	49,2	29,1	21	5
302.43.10.14	10	1/4	17,6	8	55,6	34,3	17	5
302.43.10.38		3/8	17,6	10	57,6	34,3	21	5
302.43.10.12		1/2	17,6	12	59,6	34,3	24	5
302.43.12.38	12	3/8	21,2	10	67,8	38,3	27	3
302.43.12.12		1/2	21,2	12	69,8	38,3	27	2

302.44

Triplo banjo linea cilindrico
Triple elbow

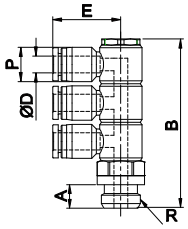

CODICE-CODE	ØD	R	ØP	A	B	E	H	Bag Qty
302.44.04.18	4	1/8	10,4	6	56,2	22,3	14	5
302.44.04.14		1/4	10,4	8	59,2	22,3	17	5
302.44.06.18	6	1/8	12,4	6	56,2	26,5	14	5
302.44.06.14		1/4	12,4	8	59,2	26,5	17	5
302.44.08.18	8	1/8	14,4	6	59,3	29,1	17	5
302.44.08.14		1/4	14,4	8	62,3	29,1	17	5
302.44.08.38		3/8	14,4	10	64,3	29,1	21	5
302.44.10.14	10	1/4	17,6	8	73,2	34,3	17	4
302.44.10.38		3/8	17,6	10	75,2	34,3	21	4
302.44.10.12		1/2	17,6	12	77,3	34,3	24	4
302.44.12.38	12	3/8	21,2	10	89,6	38,3	27	3
302.44.12.12		1/2	21,2	12	91	38,3	27	3

302.13

T multiplo ridotto cilindrico
"T" multiple reduction

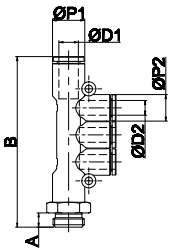

CODICE-CODE	ØD1	ØD2	R	ØP1	ØP2	B	A	H	Bag Qty
302.13.06.04.18	6	4	G1/8	11,2	9	60,6	5	13	5
302.13.06.04.14	6	4	G1/4	11,2	9	61,3	6	16	5
302.13.08.04.14	8	4	G1/4	13.6	9	65,3	6	16	5
302.13.08.06.14	8	6	G1/4	13.6	11.2	71,9	6	16	5
302.13.08.06.38	8	6	G3/8	13.6	11.2	72,9	7	20	5
302.13.10.08.38	10	8	G3/8	16,3	13,6	83,4	7	20	5

302.45

Doppio twin cilindrico
Double twin

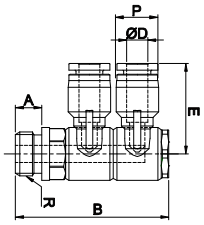

CODICE-CODE	ØD	R	ØP	A	B	E	H	Bag Qty
302.45.04.18	4	1/8	10,4	6	42,2	22,3	14	5
302.45.04.14		1/4	10,4	8	45,2	22,3	17	5
302.45.06.18	6	1/8	12,4	6	42,2	26,5	14	5
302.45.06.14		1/4	12,4	8	45,2	26,5	17	5
302.45.08.18	8	1/8	14,4	6	44,2	29,1	17	5
302.45.08.14		1/4	14,4	8	47,2	29,1	17	5
302.45.08.38		3/8	14,4	10	49,2	29,1	21	5
302.45.10.14	10	1/4	17,6	8	55,6	34,3	17	4
302.45.10.38		3/8	17,6	10	57,6	34,3	21	4
302.45.10.12		1/2	17,6	12	59,1	34,3	24	4
302.45.12.38	12	3/8	21,2	10	67,8	38,3	27	3
302.45.12.12		1/2	21,2	12	69,3	38,3	27	3

302.38

Doppio Y maschio cilindrico
"Y" double male

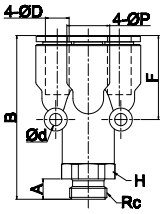

CODICE-CODE	ØD	Rc	A	H	ØP	B	F	Ød	Bag Qty
302.38.04.18	4	1/8	5	13	9	38,3	19,8	3,2	5
302.38.04.14	4	1/4	6	16	9	39	19,8	3,2	5
302.38.06.18	6	1/8	5	13	11.2	41,3	22	3,2	5
302.38.06.14	6	1/4	6	16	11.2	42,5	22	3,2	5

302.46

Triplo twin cilindrico
Triple twin

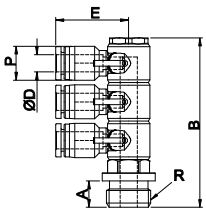

CODICE-CODE	ØD	R	ØP	A	B	E	H
302.46.04.18	4	1/8	10,4	6	56,2	22,3	14
302.46.04.14		1/4	10,4	8	59,2	22,3	17
302.46.06.18	6	1/8	12,4	6	56,2	26,5	14
302.46.06.14		1/4	12,4	8	59,2	26,5	17
302.46.08.18	8	1/8	14,4	6	59,3	29,1	17
302.46.08.14		1/4	14,4	8	62,3	29,1	17
302.46.08.38		3/8	14,4	10	64,3	29,1	21
302.46.10.14	10	1/4	17,6	8	73,2	34,3	17
302.46.10.38		3/8	17,6	10	75,2	34,3	21
302.46.10.12		1/2	17,6	12	77,3	34,3	21
302.46.12.38	12	3/8	21,2	10	89,3	38,3	27
302.46.12.12		1/2	21,2	12	91	38,3	27

301.01

Maschio diritto automatico conico
Straight male

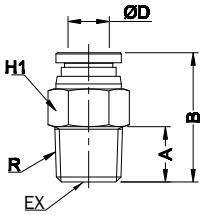

CODICE-CODE	ØD	R	A	B	H1	EX	Bag Qty
301.01.04.18	4	1/8	8	20,1	10	3	10
301.01.04.14		1/4	11	20,1	14	3	10
301.01.06.18	6	1/8	8	22	11	4	10
301.01.06.14		1/4	11	22,8	14	4	10
301.01.08.18	8	1/8	8	27,7	13	5	10
301.01.08.14		1/4	11	25,7	14	6	10
301.01.08.38		3/8	12	23,7	17	6	10
301.01.10.14	10	1/4	11	32,4	17	6	10
301.01.10.38		3/8	12	28,4	17	8	10
301.01.10.12		1/2	15	27,3	21	8	10
301.01.12.14	12	1/4	11	35,4	19	6	10
301.01.12.38		3/8	12	31,8	19	8	10
301.01.12.12		1/2	15	33,8	21	8	5

301.22

Maschio tondo diritto aut. Conico
Straight round male

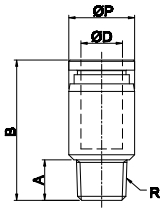

CODICE-CODE	ØD	R	ØP	A	B	H	Bag Qty
301.22.04.18	4	1/8	10	8	20,1	3	10
301.22.04.14		1/4	13,5	11	20,1	3	10
301.22.06.18	6	1/8	11	8	22	4	10
301.22.06.14		1/4	13,5	11	22,8	4	10
301.22.08.18	8	1/8	13	8	27,7	5	10
301.22.08.14		1/4	13,5	11	25,7	6	10
301.22.08.38		3/8	17	12	23,7	6	10
301.22.10.14	10	1/4	15,5	11	32,4	6	10
301.22.10.38		3/8	17	12	28,4	8	10
301.22.10.12		1/2	21	15	27,3	8	10
301.22.12.14	12	1/4	18,8	11	35,4	6	10
301.22.12.38		3/8	18,8	12	31,8	8	10
301.22.12.12		1/2	21	15	33,8	8	5

301.47

Codolo maschio conico
Plug-in male

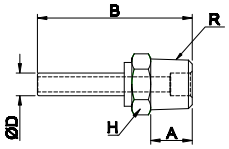

CODICE-CODE	ØD	R	A	B	H	Bag Qty
301.47.04.18	4	1/8	8	33	10	10
301.47.04.14		1/4	11	36	14	10
301.47.06.18	6	1/8	8	68	10	10
301.47.06.14		1/4	11	41	14	10
301.47.08.18	8	1/8	8	48	12	10
301.47.08.14		1/4	11	43	14	10
301.47.08.38		3/8	12	44	17	10
301.47.10.14	10	1/4	11	55	17	5
301.47.10.38		3/8	12	49	17	5
301.47.10.12		1/2	15	52	21	5
301.47.12.14	12	1/4	11	62	19	5
301.47.12.38		3/8	12	60,9	19	5
301.47.12.12		1/2	15	57	21	5

301.02

Curva 90° automatico conica
Elbow male

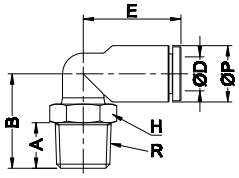

CODICE-CODE	ØD	R	ØP	A	B	E	H	Bag Qty
301.02.04.18	4	1/8	9	8	17,8	17,1	10	10
301.02.04.14		1/4	9	11	20,8	17,1	14	10
301.02.06.18	6	1/8	11.2	8	18,9	18	10	10
301.02.06.14		1/4	11.2	11	21,9	18	14	10
301.02.08.18	8	1/8	13.6	8	20,3	23,6	10	10
301.02.08.14		1/4	13.6	11	22,8	23,6	14	10
301.02.08.38		3/8	13.6	12	23,8	23,6	17	10
301.02.10.14	10	1/4	16.3	11	26,6	25	17	5
301.02.10.38		3/8	16.3	12	26,1	25	17	5
301.02.10.12		1/2	16.3	15	29,1	25	21	5
301.02.12.14	12	1/4	19.7	11	28,5	32,2	17	5
301.02.12.38		3/8	19.7	12	28	32,2	17	5
301.02.12.12		1/2	19.7	15	31	32,2	21	5

301.10

Curve 90° automatica conica
Extra elbow male

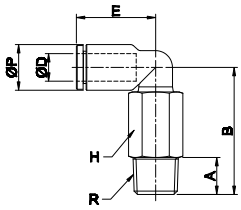

CODICE-CODE	ØD	R	ØP	A	B	E	H	Bag Qty
301.10.04.18	4	1/8	9	8	30,3	17,1	10	10
301.10.04.14		1/4	9	11	33,3	17,1	14	10
301.10.06.18	6	1/8	11.2	8	31,4	18	10	10
301.10.06.14		1/4	11.2	11	34,4	18	14	10
301.10.08.18	8	1/8	13.6	8	35,3	23,6	10	10
301.10.08.14		1/4	13.6	11	37,8	23,6	14	10
301.10.08.38		3/8	13.6	12	38,8	23,6	17	5
301.10.10.14	10	1/4	16.3	11	47,8	25	17	5
301.10.10.38		3/8	16.3	12	47,3	25	17	5
301.10.10.12		1/2	16.3	15	50,3	25	21	5
301.10.12.14	12	1/4	19.7	11	49,65	32,2	17	5
301.10.12.38		3/8	19.7	12	49,15	32,2	17	5
301.10.12.12		1/2	19.7	15	52,15	32,2	21	5

301.61

Curva 45° automatica conica
45° Elbow male

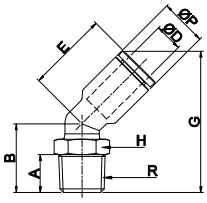

CODICE-CODE	ØD	R	ØP	A	B	E	H	G	Bag Qty
301.61.04.18	4	1/8	11.2	8	16,9	18	10	33,3	10
301.61.04.14		1/4	11.2	11	19,9	18	14	36,6	10
301.61.06.18	6	1/8	11.2	8	16,9	18	10	33,3	10
301.61.06.14		1/4	11.2	11	19,9	18	14	36,3	10
301.61.08.18	8	1/8	13.6	8	17,5	23,6	10	38,61	10
301.61.08.14		1/4	13.6	11	20	23,6	14	41,11	10
301.61.08.38		3/8	13.6	12	21	23,6	17	42,11	10
301.61.10.14	10	1/4	16.3	11	22,6	25	17	45,65	5
301.61.10.38		3/8	16.3	12	22,1	25	17	45,15	5
301.61.10.12		1/2	16.3	15	25,1	25	21	48,153	5
301.61.12.14	12	1/4	19.7	11	24,1	32,2	17	53,41	5
301.61.12.38		3/8	19.7	12	23,6	32,2	17	52,91	5
301.61.12.12		1/2	19.7	15	26,6	32,2	21	55,91	5

301.03

Centrale maschio automatico conico
"T" central male

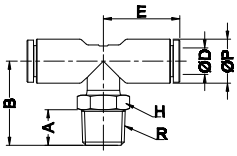

CODICE-CODE	ØD	R	ØP	A	B	E	H	Bag Qty
301.03.04.18	4	1/8	9	8	19,8	17,1	10	10
301.03.04.14		1/4	9	11	22,8	17,1	14	10
301.03.06.18	6	1/8	11.2	8	20,9	18	10	10
301.03.06.14		1/4	11.2	11	23,9	18	14	10
301.03.08.18	8	1/8	13.6	8	23,5	23,6	10	10
301.03.08.14		1/4	13.6	11	26	23,6	14	10
301.03.08.38		3/8	13.6	12	27	23,6	17	5
301.03.10.14	10	1/4	16.3	11	28,8	25	17	5
301.03.10.38		3/8	16.3	12	28,3	25	17	5
301.03.10.12		1/2	16.3	15	31,3	25	21	5
301.03.12.14	12	1/4	19.7	11	30,5	32,2	17	5
301.03.12.38		3/8	19.7	12	30	32,2	17	5
301.03.12.12		1/2	19.7	15	33	32,2	21	5

301.07

Laterale maschio automatico conico
"T" lateral male

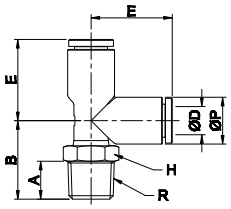

CODICE-CODE	ØD	R	ØP	A	B	E	H	Bag Qty
301.07.04.18	4	1/8	9	8	17,8	17,1	10	10
301.07.04.14		1/4	9	11	20,8	17,1	14	10
301.07.06.18	6	1/8	11.2	8	18,9	19	10	10
301.07.06.14		1/4	11.2	11	21,9	19	14	10
301.07.08.18	8	1/8	13.6	8	20,3	23,6	10	10
301.07.08.14		1/4	13.6	11	22,8	23,6	14	10
301.07.08.38		3/8	13.6	12	23,8	23,6	17	5
301.07.10.14	10	1/4	16.3	11	26,6	25	17	5
301.07.10.38		3/8	16.3	12	26,1	25	17	5
301.07.10.12		1/2	16.3	15	29,1	25	21	5
301.07.12.14	12	1/4	19.7	11	28,5	32,2	17	5
301.07.12.38		3/8	19.7	12	28	32,2	17	5
301.07.12.12		1/2	19.7	15	31	32,2	21	5

301.09

Maschio automatico conico
"Y" male

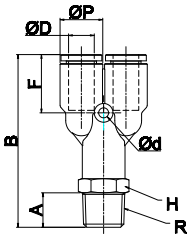

CODICE-CODE	ØD	R	ØP	A	B	Ød	F	H	Bag Qty
301.09.04.18	4	1/8	9	8	40,6	3,2	13,2	10	10
301.09.04.14		1/4	9	11	43,6	3,2	13,2	14	10
301.09.06.18	6	1/8	11.2	8	43,7	3,2	14,1	11	10
301.09.06.14		1/4	11.2	11	46,7	3,2	14,1	14	10
301.09.08.18	8	1/8	13.6	8	52,6	3,2	18,6	13	10
301.09.08.14		1/4	13.6	11	55,1	3,2	18,6	14	10
301.09.08.38		3/8	13.6	12	56,1	3,2	18,6	17	5
301.09.10.14	10	1/4	16.3	11	56	4,2	18	17	5
301.09.10.38		3/8	16.3	12	58	4,2	18	17	5
301.09.10.12		1/2	16.3	15	61	4,2	18	21	5
301.09.12.14	12	1/4	19.7	11	65,9	4,2	23,9	19	5
301.09.12.38		3/8	19.7	12	67,9	4,2	23,9	19	5
301.09.12.12		1/2	19.7	15	70,9	4,2	23,9	21	5

301.25

Banjo automatico maschio conico
Banjo male

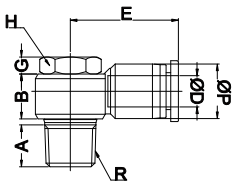

CODICE-CODE	ØD	R	ØP	A	B	E	H	G	Bag Qty
301.25.04.18	4	1/8	10,4	8	12	22,4	10	4	10
301.25.04.14		1/4	10,4	11	11,8	24,4	10	4,5	10
301.25.06.18	6	1/8	12,4	8	12	23,6	10	4	10
301.25.06.14		1/4	12,4	11	11,8	25,7	14	4,5	10
301.25.08.18	8	1/8	14,4	8	12	25	10	4	10
301.25.08.14		1/4	14,4	11	11,8	28,2	14	4,5	10
301.25.08.38		3/8	14,4	12	15,5	28,6	19	5	5
301.25.10.14	10	1/4	17,6	11	11,8	31,2	14	4,5	5
301.25.10.38		3/8	17,6	12	15,5	31,6	19	5	5
301.25.10.12		1/2	17,6	15	17,7	34,5	24	5	5
301.25.12.14	12	1/4	21	11	11,8	34,8	14	4,5	5
301.25.12.38		3/8	21	12	15,5	36	19	5	5
301.25.12.12		1/2	21	15	17,7	36	24	5	5

301.26

Banjo automatico femmina conico
Banjo female

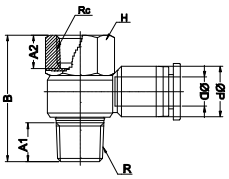

CODICE-CODE	ØD	R	Rc	ØP	A1	A2	B	H	Bag Qty
301.26.04.18	4	1/8	1/8	10,4	8	9	30,5	14	10
301.26.06.18	6	1/8	1/8	12,4	8	9	30,5	14	10
301.26.06.14		1/4	1/4	12,4	11	12	36	17	10
301.26.08.18	8	1/8	1/8	14,4	8	9	30,5	14	10
301.26.08.14		1/4	1/4	14,4	11	12	36	17	10
301.26.08.38		3/8	3/8	14,4	12	13	41,8	21	5
301.26.10.14	10	1/4	1/4	17,6	11	12	36	17	5
301.26.10.38		3/8	3/8	17,6	12	13	41,8	21	5
301.26.10.12		1/2	1/2	17,6	15	16	51	24	5
301.26.12.14	12	1/4	1/4	21	11	12	36	16	5
301.26.12.38		3/8	3/8	21	12	12	41,8	21	5
301.26.12.12		1/2	1/2	21	15	15	51	24	5

301.42

Banjo aut. Maschio - chiave a brugola
Hexagonal holed banjo male

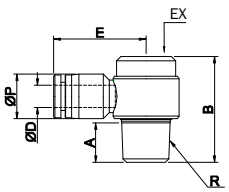

CODICE-CODE	ØD	R	ØP	A	B	E	EX	Bag Qty
301.42.04.18	4	1/8	10,4	8	26,9	21,5	6	10
301.42.06.18	6	1/8	12,4	8	26,9	25,7	6	10
301.42.06.14		1/4	12,4	11	29,5	25,7	8	10
301.42.08.18	8	1/8	14,4	8	26,9	25,1	6	10
301.42.08.14		1/4	14,4	11	29,5	28,3	8	10
301.42.08.38		3/8	14,4	12	33,8	28,7	10	5
301.42.10.14	10	1/4	17,6	11	29,5	31,7	8	5
301.42.10.38		3/8	17,6	12	33,8	32,1	10	5
301.42.10.12		1/2	17,6	15	45	35	12	5
301.42.12.38	12	3/8	21	12	33,8	36	10	5
301.42.12.12		1/2	21	15	45	36	12	5

301.27

Doppio banjo maschio conico
Dual banjo male

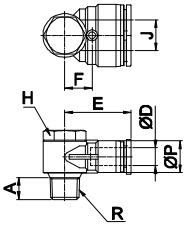

CODICE-CODE	ØD	R	ØP	A	E	H	F	J	Bag Qty
302.27.04.M5	4	M5 cil.	10,4	5,5	20,9	8	0	10	10
301.27.06.18	6	1/8	12,4	8	26,7	14	11	12	5
301.27.08.14	8	1/4	14,4	11	30,2	17	12	14	5
301.27.10.38	10	3/8	17,6	12	34,3	22	15	17	5
301.27.12.12	12	1/2	21	15	38,3	24	17	21	5

301.28

Doppio banjo femmina conica
Dual banjo female

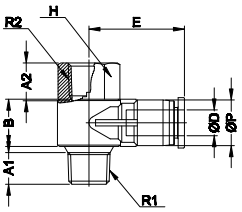

CODICE-CODE	ØD	R1	R2	ØP	A1	A2	B	C	E	H	Bag Qty
302.28.04.M5	4	M5 cil.	M5	10,4	5,5	5,5	8,9	16	20,9	8	10
301.28.06.18	6	1/8	1/8	12,4	8	9	14	17	26,7	14	10
301.28.08.14	8	1/4	1/4	14,4	11	12	15	18,5	30,2	17	5
301.28.10.38	10	3/8	3/8	17,6	12	13	18	21	34,3	22	5
301.28.12.12	12	1/2	1/2	21	15	16	21	22,5	38,8	24	5

Raccordi automatici intermedi
Push-in intermediate fittings

301.04

Intermedio automatico
Straight union

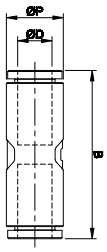

CODICE-CODE	ØD	ØP	B	Bag Qty
301.04.04.04	4	9	30,2	10
301.04.06.06	6	11.2	32	10
301.04.08.08	8	13.6	40,2	10
301.04.10.10	10	16.3	40	10
301.04.12.12	12	19.7	54,8	5

301.30

Intermedio automatico diritto ridotto
Reducer straight union

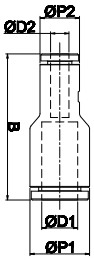

CODICE-CODE	ØD1	ØD2	ØP1	ØP2	B	Bag Qty
301.30.06.04	6	4	11.2	9	31,5	10
301.30.08.04	8	4	13.6	9	33,3	10
301.30.08.06	8	6	13.6	11.2	34,3	10
301.30.10.06	10	6	16.3	11.2	35,9	10
301.30.10.08	10	8	16.3	13.6	38,2	10
301.30.12.08	12	8	19.7	13.6	41,2	5
301.30.12.10	12	10	19.7	16.3	42,8	5

301.05

Curva 90° intermedia automatica
Elbow union

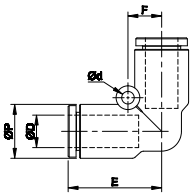

CODICE-CODE	ØD	ØP	B	F	Ød	Bag Qty
301.05.04.04	4	9	17,1	6	3,2	10
301.05.06.06	6	11.2	19	6,7	3,2	10
301.05.08.08	8	13.6	23,6	8,5	3,2	10
301.05.10.10	10	16.3	25	10	4,2	5
301.05.12.12	12	19.7	32,2	12	4,2	5

301.06

T intermedio automatico
"T" union

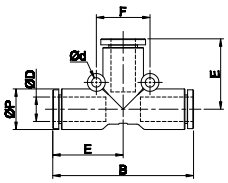

CODICE-CODE	ØD	ØP	B	E	F	Ød	Bag Qty
301.06.04.04	4	9	34,2	17,1	12	3,2	10
301.06.06.06	6	11.2	38	19	13	3,2	10
301.06.08.08	8	13.6	47,2	23,6	18	3,2	10
301.06.10.10	10	16.3	50	25	24	4,2	5
301.06.12.12	12	19.7	64,4	32,2	28	4,2	5

301.57

T intermedio automatico ridotto
"T" reducer union

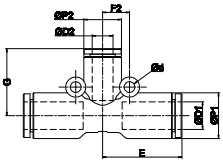

CODICE-CODE	ØD1	ØD2	ØP1	ØP2	E	F2	G	Ød	Bag Qty
301.57.06.04	6	4	11,2	9	19	6	18,1	3,2	10
301.57.08.06	8	6	13,6	11,2	23,6	8	20	3,2	10
301.57.10.08	10	8	16.3	13.6	25	9,5	24,1	4,2	5
301.57.12.10	12	10	19.7	16.3	32,2	10	25,5	4,2	5

301.21

Croce intermedia automatica
Cross union

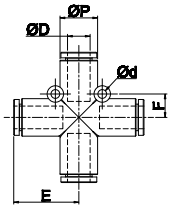

CODICE-CODE	ØD	ØP	E	F	Ød	Bag Qty
301.21.04	4	9	17,1	6	3,2	10
301.21.06	6	11.2	19	6,5	3,2	10
301.21.08	8	13.6	23,6	8,5	3,2	5
301.21.10	10	16.3	25	10	4,2	5
301.21.12	12	19.7	32,2	12	4,2	5

301.58

Croce intermedia ridotta 2/2
2/2 Cross union

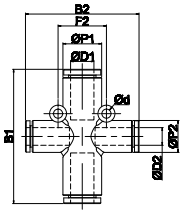

CODICE-CODE	ØD1	ØD2	ØP1	ØP2	B1	B2	F2	Ød	Bag Qty
301.58.08.06	8	6	13.6	11.2	47,2	39,9	17	3,2	5
301.58.10.08	10	8	16.3	13.6	50	48,2	20	4,2	5
301.58.12.10	12	10	19.7	16.3	64,4	51	24	4,2	5

301.59

Croce intermedia ridotta 3/1
3/1 Cross union

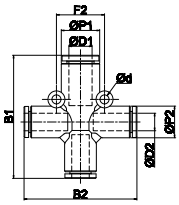

CODICE-CODE	ØD1	ØD2	ØP1	ØP2	B1	B2	F2	Ød	Bag Qty
301.59.08.06	8	6	13.6	11.2	43,6	39,9	17	3,2	5
301.59.10.08	10	8	16.3	13.6	49,1	48,2	20	4,2	5
301.59.12.10	12	10	19.7	16.3	57,7	51	24	4,2	5

301.08

Y intermedio automatico
"Y" union

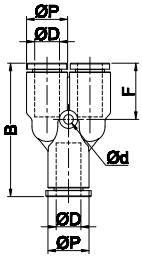

CODICE-CODE	ØD	ØP	B	F	Ød	Bag Qty
301.08.04.04	4	9	31,2	13,2	3,2	10
301.08.06.06	6	11.2	34,7	14,1	3,2	10
301.08.08.08	8	13.6	44,2	18,6	3,2	10
301.08.10.10	10	16.3	46	18	4,2	5
301.08.12.12	12	19.7	56,8	23,9	4,2	5

301.11

Y intermedio automatico ridotto
"Y" reducer

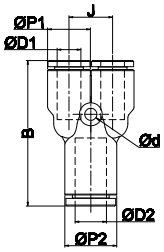

CODICE-CODE	ØD1	ØD2	ØP1	ØP2	B	Ød	F	J	Bag Qty
301.11.06.04	4	6	9	11,2	32,5	3,2	13,2	9,3	10
301.11.08.04		8	11,2	13,6	38,5	3,2	14,1	11,4	10
301.11.08.06	6	8	11,2	13,6	38,5	3,2	14,1	11,4	10
301.11.10.08	8	10	13.6	16.3	43,2	3,2	17,8	14,2	5
301.11.12.10	10	12	16.3	19.7	50,9	4,2	18	17	5

301.12

T multiplo automatico ridotto
"T" multiple reducer

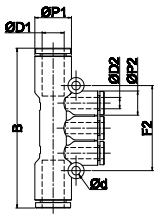

CODICE-CODE	ØD1	ØD2	ØP1	ØP2	B	Ød	F2	Bag Qty
301.12.06.04	6	4	11,2	9	54,7	3,2	30,6	5
301.12.08.04	8	4	13,6	9	59,4	3,2	31,6	5
301.12.08.06	8	6	13.6	11.2	66	3,2	38,8	5
301.12.10.06	10	6	16.3	11.2	68,8	4,2	38,8	5
301.12.10.08	10	8	16.3	13.6	76,4	4,2	47,4	5

301.39

Doppio y intermedio ridotto
"Y" reducer double union

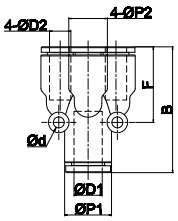

CODICE-CODE	ØD1	ØD2	ØP1	ØP2	B	F	Ød	Bag Qty
301.39.06.04	6	4	11.2	9	32,5	19,8	3,2	5
301.39.08.06	8	6	13.6	11.2	36,6	22	3,2	5

301.19

Passaparete intermedio automatico metallo
Bulkhead union

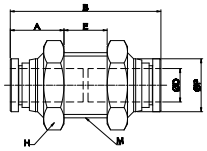

CODICE-CODE	ØD	ØP	M	A	H	B	E	Bag Qty
301.19.04	4	8.8	M12X1.0	10.7	14	30	8,6	10
301.19.06	6	11	M14X1.0	11.3	17	31,9	9,4	10
301.19.08	8	13	M16X1.0	13.2	19	37	10,6	10
301.19.10	10	15.5	M20X1.0	13.6	24	40,1	12,9	5
301.19.12	12	18.8	M22X1.0	15.3	26	45,8	15,4	5

301.48

Passaparete intermedio automatico polimero
"P" bulkhead union

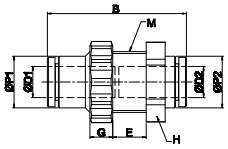

CODICE-CODE	ØD1	ØD2	ØP1	ØP2	M	G	H	B	E	Bag Qty
301.48.04	4	4	9	9	M12X1.5	5	14	30	7,1	10
301.48.06	6	6	11.2	11.2	M14X1.5	5	17	31,9	8,6	10
301.48.08	8	8	13.6	13.6	M16X1.5	6	19	36,6	8,8	10
301.48.10	10	10	16.3	16.3	M20X2.0	6	24	40	10,2	5
301.48.12	12	12	19.7	19.7	M24X2.0	6	27	46	11,9	5

301.60

Curva 90° passaparete automatica
"P" elbow bulkhead union

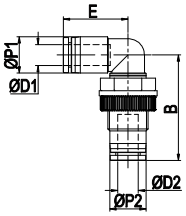

CODICE-CODE	ØD1	ØD2	ØP1	ØP2	M	E	B	H	Bag Qty
301.60.04	4	4	10,4	10,4	M12X1.5	19,8	33,6	14	10
301.60.06	6	6	12,4	12,4	M14X1.5	17,2	37,9	17	10
301.60.08	8	8	17,4	17,4	M16X1.5	25,7	41,9	19	5
301.60.10	10	10	17,6	17,6	M20X2.0	30,3	47,6	24	5
301.60.12	12	12	21,2	21,2	M24X2.0	32,7	53,8	27	5

301.18

Codolo diritto automatico
Plug-in straight reducer

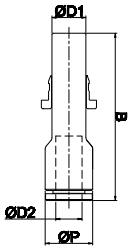

CODICE-CODE	ØD1	ØD2	ØP	B	Bag Qty
301.18.06.04	6	4	9	36,1	10
301.18.08.04	8	4	9	36,9	10
301.18.08.06		6	11.2	39,5	10
301.18.10.06	10	6	11.2	40,3	10
301.18.10.08		8	13.6	45,6	10
301.18.12.06	12	6	11.2	45	5
301.18.12.08		8	13.6	46,6	5
301.18.12.10		10	16.3	46,6	5

301.14

Codolo a 90° automatico
Plug-in elbow

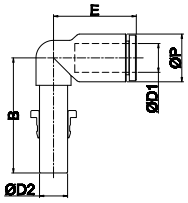

CODICE-CODE	ØD1	ØD2	ØP	B	E	Bag Qty
301.14.04	4	4	9	23,5	17,1	10
301.14.06	6	6	11.2	29,6	18	10
301.14.08	8	8	13.6	32,8	23,6	10
301.14.10	10	10	16.3	36,2	25	5
301.14.12	12	12	19.7	39,9	32,2	5

301.41

Codolo a 90° lungo automatico
Plug-in extended elbow

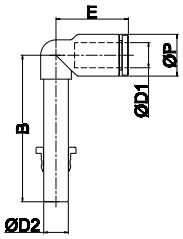

CODICE-CODE	ØD1	ØD2	ØP	B	E	Bag Qty
301.41.04	4	4	9	33,5	17,1	10
301.41.06	6	6	11.2	42,1	18	10
301.41.08	8	8	13.6	47,8	23,6	10
301.41.10	10	10	16.3	53,7	25	5
301.41.12	12	12	19.7	60,9	32,2	5

301.40

Codolo a 90° ridotto automatico
Plug-in reduction elbow

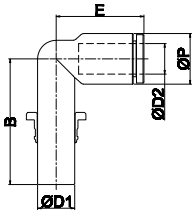

CODICE-CODE	ØD1	ØD2	ØP	B	E	Bag Qty
301.40.06.04	6	4	9	28,5	17,1	10
301.40.08.06	8	6	11.2	30,6	18	10
301.40.10.08	10	8	13.6	33,8	23,6	10
301.40.12.10	12	10	16.3	38,2	25	5

301.64

Codolo a 45° lungo automatico
45° Plug-in elbow

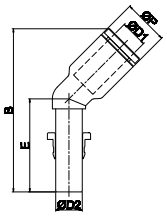

CODICE-CODE	ØD1	ØD2	ØP	B	E	Bag Qty
301.64.04	4	4	10,4	45,36	32,6	10
301.64.06	6	6	12,8	51,18	37	10
301.64.08	8	8	14,4	58,03	42	10
301.64.10	10	10	17,6	66,35	48	5
301.64.12	12	12	21	74,57	53,9	5

301.65

Codolo a 45° lungo automatico
45° Plug-in extended elbow

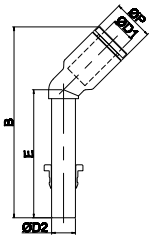

CODICE-CODE	ØD1	ØD2	ØP	B	E	Bag Qty
301.65.04	4	4	10,4	56,36	43,6	10
301.65.06	6	6	12,8	61,68	47,5	10
301.65.08	8	8	14,4	70,53	54,5	10
301.65.10	10	10	17,6	80,35	62	5
301.65.12	12	12	21	90,57	69,9	5

301.15

Codolo a Y automatico
"Y" plug-in

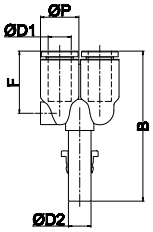

CODICE-CODE	ØD1	ØD2	ØP	B	F	Bag Qty
301.15.04	4	4	9	37,8	16	10
301.15.06	6	6	11.2	45	17,2	10
301.15.08	8	8	13.6	53,1	22	10
301.15.10	10	10	16.3	56	22,6	5
301.15.12	12	12	19.7	63,4	27,2	5

301.16

Codolo a Y ridotto automatico
"Y" plug-in reducer

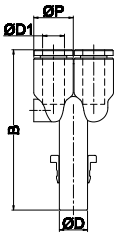

CODICE-CODE	ØD1	ØD2	ØP	B	Bag Qty
301.16.06.04	6	4	9	42,8	10
301.16.08.06	8	6	11.2	45,5	10
301.16.10.08	10	8	13.6	53,1	10
301.16.12.10	12	10	16.3	58	5

301.17

Codolo a T multiplo automatico
Multiple "T" plug-in reduction

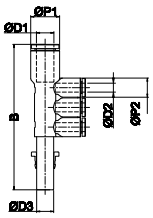

CODICE-CODE	ØD1	ØD2	ØD3	ØP1	ØP2	B	Bag Qty
301.17.06.04	6	4	6	11,2	9	64,2	5
301.17.08.04	8	4	8	13,6	9	68,5	5
301.17.08.08	8	6	8	13.6	11.2	75	5
301.17.10.08	10	8	10	16.3	13.6	86,2	5

301.37

Doppio Y automatico con codolo
Double "T" reducer

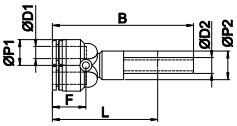

CODICE-CODE	ØD1	ØD2	ØP1	ØP2	B	L	F	Ød	Bag Qty
301.37.06.04	4	6	10,4	13	55,2	43,6	14,2	3,2	5
301.37.08.06	6	8	13	14,4	60,9	48	16,9	3,5	5

301.24

Tappo automatico
Cap

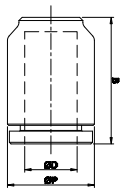

CODICE-CODE	ØD	ØP	B	Bag Qty
301.24.04	4	9	15,6	10
301.24.06	6	11.2	17	10
301.24.08	8	13.6	19,8	10
301.24.10	10	16.3	21	10
301.24.12	12	19.7	25,4	10

301.32

Giunzione tubo-tubo
Splicer tube

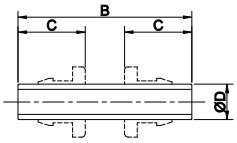

CODICE-CODE	ØD	B	C	Bag Qty
301.32.04	4	35	16	10
301.32.06	6	37	17	10
301.32.08	8	39,5	18,5	10
301.32.10	10	46	21	10
301.32.12	12	50	22,5	5

301.31

Giunzione ridotta tubo-tubo
Splicer tube reducer

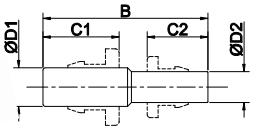

CODICE-CODE	ØD1	ØD2	B	C1	C2	Bag Qty
301.31.06.04	6	4	36	17	16	10
301.31.08.04	8	4	38	18,9	18	10
301.31.08.06	8	6	39	18,5	17	10
301.31.10.06	10	6	42	21,9	19	10
301.31.10.08	10	8	43	21	18,5	10
301.31.12.08	12	8	45	23,9	20	10
301.31.12.10	12	10	48	22,5	21	10

301.33

Tappo per raccordo automatico
Plug

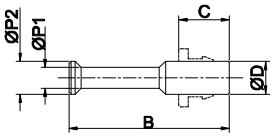

CODICE-CODE	ØD	B	ØP1	ØP2	C	Bag Qty
301.33.04	4	28	3	4	16	10
301.33.06	6	32	4	6	17	10
301.33.08	8	39	5	8	18,5	10
301.33.10	10	42	8	10	21	10
301.33.12	12	44	8	12	22,5	10

301.63

Codolo portagomma
Extended plug-in

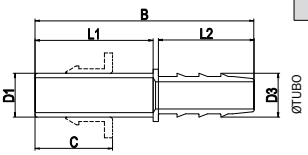

CODICE-CODE	ØD1	Øtubo	ØD3	B	C	L1	L2	Bag Qty
301.63.04.04	4	4	5,9	36	16	18	17	10
301.63.06.06	6	6	7,9	41	17	23	17	10
301.63.08.06	8	6	7,9	43	18,5	25	17	10
301.63.08.08	8	8	10	48,2	18,5	25	22	10
301.63.10.08	10	8	10	50,2	21	27	22	10
301.63.12.08	12	8	10	54,2	22,5	31	22	10
301.63.12.10	12	10	12	54,7	22,5	31	22,5	10

Line 321-322

Regolatori di flusso
Speed controllers

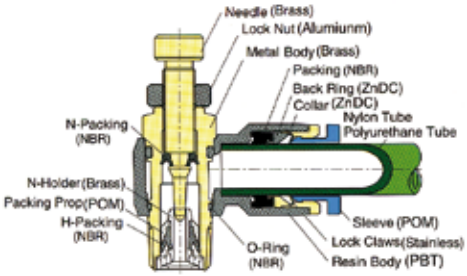

Dati tecnici - Technical data	
Applicazioni - Applications	aria compressa/vuoto - compressed air/vacuum
Fluido - Fluid	aria (no altri fluidi) - air (no other gases or liquids)
Pressione di lavoro - Working pressure	0 - 10 bar
Depressione - Vacuum	0,5 kgf /cm^2
Range di temperatura - Temperature range	-10 ÷ 60°C
Tubi consigliati - Recommended hoses	Nylon, Poliuretano - Nylon, Polyurethane

Guida alle referenze
Guide to references

321 . 01 . 06 . 18

Serie
Line

321 = Regolatore di flusso conico - in linea
Conical in line speed controller
322 = Regolatore di flusso cilindrico
Cylinder speed controller

Modello
Type

Consultare le tabelle alle pagine che seguono

Please check it in following pages

Filetto
Thread Size

18 = 1/8
14 = 1/4
38 = 3/8
12 = 1/2
M5 = M5

Ø Tubo
Tube diameter

04 = tubo 4 mm
4mm tube
06 = tubo 6 mm
6mm tube
08 = tubo 8 mm
8mm tube
10 = tubo 10 mm
10mm tube
12 = tubo 12 mm
12mm tube

Modello/Model	Speed con.	
Per cilindro (out) *For cylinder (out)*		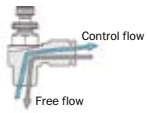
Per valvola (in) *For Valve (in)*		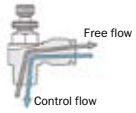
Unidirezionale in linea *U/directional in line*		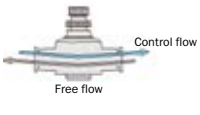
Bidirezionale in linea *Bidirectional in line*		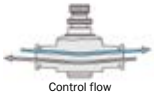

321.01

Regolatore di flusso 90° conico (con anello rosso)
versione per cilindro
Conical elbow speed controller (with red sleeve)
for cylinder version

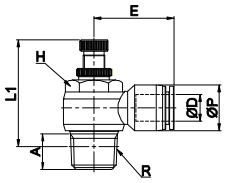

CODICE-CODE	ØD	R	ØP	A	L1 (max)	E	H	Bag Qty
321.01.04.18	4	G1/8	10	7	36,3	20,2	10	10
321.01.04.14		G1/4	10	10	43,7	23,2	14	10
321.01.06.18	6	G1/8	12,4	7	36,6	22,1	14	10
321.01.06.14		G1/4	12,4	10	43,7	24,2	14	10
321.01.08.18	8	G1/8	14,4	7	36,6	23,7	14	10
321.01.08.14		G1/4	14,4	10	43,7	26,9	14	10
321.01.08.38		G3/8	14,4	12,5	48,3	27,3	19	5
321.01.10.14	10	G1/4	17,6	10	43,7	29,1	14	5
321.01.10.38		G3/8	17,6	12,5	48,3	29,5	19	5
321.01.10.12		G1/2	17,6	15,5	47,8	32,4	24	5
321.01.12.38	12	G3/8	21	12,5	48,3	34,7	19	5
321.01.12.12		G1/2	21	15,5	47,8	34,7	24	5

321.02

Regolatore di flusso 90° conico (con anello nero)
versione per valvola
Conical elbow speed controller (with black sleeve)
for valve version

CODICE-CODE	ØD	R	ØP	A	L1 (max)	E	H	Bag Qty
321.02.04.M5	4	M5	10	3,5	26,5	18,5	8	10
321.02.04.18		G1/8	10	7	36,3	20,2	10	10
321.02.06.M5	6	M5	12,4	3,5	26,5	21,7	8	10
321.02.06.18		G1/8	12,4	7	36,6	22,1	10	10
321.02.08.18	8	G1/8	14,4	7	36,6	23,7	14	10
321.02.08.14		G1/4	14,4	10	43,7	26,9	14	10
321.02.10.38	10	G3/8	17,6	12,5	48,3	29,5	19	5
321.02.12.12	12	G1/2	21	15,5	47,8	34,7	24	5

321.03

Regolatore di flusso diritto conico (con anello rosso)
versione per cilindro
Conical straight speed controller (with red sleeve)
for cylinder version

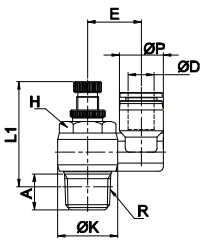

CODICE-CODE	ØD	R	ØP	A	L1 (max)	E	H	Bag Qty
322.03.04.M5	4	M5 cil.	10,4	3,5	26,5	15,9	8	10
321.03.04.18		G1/8	10,4	8	36	18,1	10	10
322.03.06.M5	6	M5 cil.	12,4	3,5	26,5	15,9	8	10
321.03.06.18		G1/8	12,4	8	36	18,1	10	10
321.03.06.14		G1/4	12,4	11,2	41,5	20,1	14	10
321.03.08.18	8	G1/8	14,4	8	36	18,1	10	5
321.03.08.14		G1/4	14,4	11,2	41,5	20,1	14	5
321.03.08.38		G3/8	14,4	13,3	47	22,5	19	5
321.03.10.14	10	G1/4	17,6	11,2	41,5	20,1	14	5
321.03.10.38		G3/8	17,6	13,3	47	22,5	19	5
321.03.10.12		G1/2	17,6	16,5	52	24,9	24	5
321.03.12.12	12	G1/2	21,2	16,5	52	24,9	24	5

321.04

Regolatore di flusso diritto conico (con anello nero)
versione per valvola
Conical straight speed controller (with black sleeve)
for valve version

CODICE-CODE	ØD	R	ØP	A	L1 (max)	E	H	Bag Qty
322.04.04.M5	4	M5 cil.	10,4	3,5	26,5	15,9	8	10
321.04.04.18		G1/8	10,4	8	36	18,1	10	10
322.04.06M5	6	M5 cil.	12,4	3,5	26,5	15,9	8	10
321.04.06.18		G1/8	12,4	8	36	18,1	10	10
321.04.08.18	8	G1/8	14,4	8	36	18,1	10	10
321.04.08.14		G1/4	14,4	11,2	41,5	20,1	14	5
321.04.10.38	10	G3/8	17,6	13,3	47	22,5	19	5
321.04.12.12	12	G1/2	21,2	16,5	52	24,9	24	5

322.01

Regolatore di flusso 90° cilindrico (con anello rosso)
versione per cilindro
Cylindrical elbow speed controller (with red sleeve)
for cylinder version

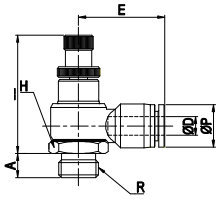

CODICE-CODE	ØD	R	ØP	A	L2	E	H	Bag Qty
322.01.04.M5	4	M5	10	3,5	26,5	18,5	8	10
322.01.04.18		G1/8	10	6	36,3	20,2	14	10
322.01.04.14		G1/4	10	8	43,7	23,2	17	10
322.01.06.M5	6	M5	12,4	3,5	26,5	18,5	8	10
322.01.06.18		G1/8	12,4	6	36,6	22,1	14	10
322.01.06.14		G1/4	12,4	8	43,7	24,2	17	10
322.01.08.18	8	G1/8	14,4	6	36,6	23,7	14	10
322.01.08.14		G1/4	14,4	8	43,7	26,9	17	10
322.01.08.38		G3/8	14,4	10	48,3	27,3	20	5
322.01.10.14	10	G1/4	17,6	8	43,7	29,1	17	5
322.01.10.38		G3/8	17,6	10	48,3	29,5	20	5
322.01.10.12		G1/2	17,6	12	47,8	32,4	24	5
322.01.12.38	12	G3/8	21	10	48,3	34,7	20	5
322.01.12.12		G1/2	21	12	47,8	34,7	24	5

322.02

Regolatore di flusso 90° cilindrico (con anello nero)
versione per valvola
Cylindrical elbow speed controller (with black sleeve)
for valve version

CODICE-CODE	ØD	R	ØP	A	L2	E	H	Bag Qty
322.02.04.M5	4	M5	10	3,5	26,5	18,5	8	10
322.02.04.18		G1/8	10	6	36,3	20,2	14	10
322.02.06.M5	6	M5	12,4	3,5	26,5	18,5	8	10
322.02.06.18		G1/8	12,4	6	36,6	22,1	14	10
322.02.08.18	8	G1/8	14,4	6	36,6	23,7	14	10
322.02.08.14	8	G1/4	14,4	8	43,7	26,9	17	10
322.02.10.38	10	G3/8	17,6	10	48,3	29,5	20	10
322.02.12.12	12	G1/2	21	12	47,8	34,7	24	5

321.05

Regolatore di flusso in linea
versione unidirezionale
In line speed controller
in line unidirectional version

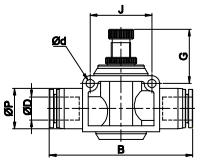

CODICE-CODE	ØD	ØP	B	Ød	G	J	Bag Qty
321.05.04	4	10	38,4	3,2	13,5	14	10
321.05.06	6	12,4	47,2	4,3	18,5	20	5
321.05.08	8	14,4	51,8	4,3	19	22	5
321.05.10	10	17,6	59,6	4,3	23	26	5
321.05.12	12	21	71,4	4,3	20,5	32	4

321.06

Regolatore di flusso in linea
versione bidirezionale
In line speed controller
in line bidirectional version

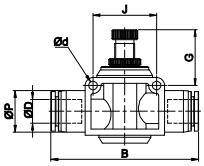

CODICE-CODE	ØD	ØP	B	Ød	G	J	Bag Qty
321.06.04	4	10	38,4	3,2	13,5	14	10
321.06.06	6	12,4	47,2	4,3	18,5	20	5
321.06.08	8	14,4	51,8	4,3	19	22	5
321.06.10	10	17,6	59,6	4,3	23	26	5
321.06.12	12	21	71,4	4,3	20,5	32	4

Line 341

Valvole manuali a 3 vie
3 way Hand valves

Dati tecnici - Technical data	
Applicazioni - Applications	aria compressa/vuoto - compressed air/vacuum
Fluido - Fluid	aria (no altri fluidi) - air (no other gases or liquids)
Pressione di lavoro - Working pressure	0 - 10 bar
Depressione - Vacuum	-750 mmHg (10 Torr)
Range di temperatura - Temperature range	- 10 ÷ 60°C
Tubi consigliati - Recommended hoses	Nylon, Poliuretano - Nylon, Polyurethane

Guida alle referenze
Guide to references

341 . 01 . 06 . 18

Serie
Line

341 = Valvole manuali a 3 vie
Hand valves

Tipo di raccordo
Fitting type

Consultare le tabelle alle pagine che seguono

Please check it in following pages

Ø Tubo
Tube diameter

04 = tubo 4 mm
4mm tube
06 = tubo 6 mm
6mm tube
08 = tubo 8 mm
8mm tube
10 = tubo 10 mm
10mm tube
12 = tubo 12 mm
12mm tube

Filetto
Thread Size

18 = 1/8
14 = 1/4
38 = 3/8
12 = 1/2
M5 = M5

Le valvole 3/2 serie 341 hanno la funzione di chiudere l'alimentazione e contemporaneamente scaricare il circuito di valle. Sono disponibili nella versione tubo/tubo e con connesione filettata.

The 3 ways hand valves of the 341 line have the function to close the air flow input and to release the downstream circuit. There are available with intermediate version (hose/hose) and with tread connections.

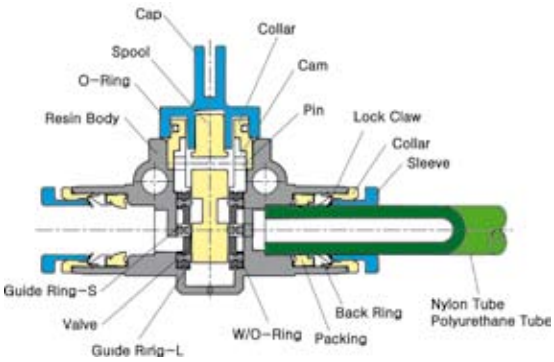

341.01

Valvola manuale maschio/automatico
Conical straight hand valve

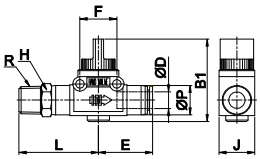

CODICE-CODE	ØD	R	ØP	E	L	H	B1	F	Bag Qty
341.01.06.18	**6**	**G1/8**	12,4	25,2	33,1	14	40,5	18,1	5
341.01.06.14		**G1/4**	12,4	25,2	37,1	14	40,5	18,1	5
341.01.08.18	**8**	**G1/8**	14,4	27,7	33,1	14	40,5	18,1	5
341.01.08.14		**G1/4**	14,4	27,7	37,1	14	40,5	18,1	5
341.01.08.38		**G3/8**	14,4	27,7	38,1	17	40,5	18,1	5
341.01.10.14	**10**	**G1/4**	17,6	31,4	40,8	17	40,4	24,4	5
341.01.10.38		**G3/8**	17,6	31,4	41,8	17	40,4	24,4	5
341.01.10.12		**G1/2**	17,6	31,4	44,8	21	40,4	24,4	5
341.01.12.38	**12**	**G3/8**	21	34,3	41,8	17	40,4	24,4	5
341.01.12.12		**G1/2**	21	34,3	44,8	21	40,4	24,4	5

341.04

Valvola manuale automatico/automatico
Straight union hand valve

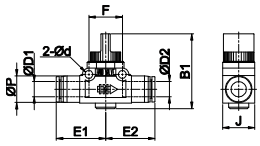

CODICE-CODE	ØD1	ØD2	ØP	E1	E2	Ød	B1	F	Bag Qty
341.04.06.06	**6**	**6**	12,4	25,2	25,2	4,2	40,5	18,1	50
341.04.08.08	**8**	**8**	14,4	27,7	27,7	4,2	40,5	20	50
341.04.10.10	**10**	**10**	17,6	31,4	31,4	4,2	40,4	24,4	25
341.04.12.12	**12**	**12**	21	34,3	34,3	4,2	40,4	24,4	20

Line 351-352

Rubinetti
Ball valves

Dati tecnici - Technical data	
Fluido - Fluid	acqua e aria - water and air
Pressione di lavoro - Working pressure	0- 10 bar
Depressione - Vacuum	-750 mmHg (10 Torr)
Range di temperatura - Temperature range	-10 ÷ 60°C
Tubi consigliati - Recommended hoses	Nylon, Poliuretano - Nylon, Polyurethane

Guida alle referenze
Guide to references

351 . 01 . 06 . 06

Serie
Line

351 = Rubinetto in polimero
Ball valve
352 = Rubinetto in metallo
Metal ball valve

Tipo di raccordo
Fitting type

Consultare le tabelle alle pagine che seguono

Please check it in following pages

Ø Tubo
Tube diameter

06 = tubo 6 mm
6mm tube
08 = tubo 8 mm
8mm tube
10 = tubo 10 mm
10mm tube
12 = tubo 12 mm
12mm tube

Filetto
Thread Size

18 = 1/8
14 = 1/4
38 = 3/8
12 = 1/2
M5 = M5

I rubinetti delle linee 351 e 352 sono stati studiati per rendere elegante, ergonomico e particolarmente versatile questo comune accessorio di interruzione del circuito.

The ball valves of the 351/352 lines have been studied in order to render elegant, ergonomic and particularly versatile this common cutoff circuit accessory.

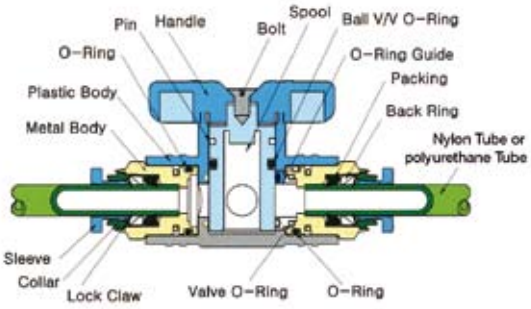

351.01

Rubinetto diritto aut/aut
Union ball valve

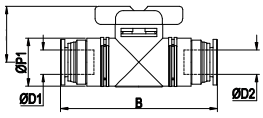

CODICE-CODE	ØD1	ØD2	ØP	B	B1	Bag Qty
351.01.06.06	6	6	17	59,4	23	5
351.01.08.08	8	8	17	59,2	23	5
351.01.10.10	10	10	24	78,4	28	4
351.01.12.12	12	12	24	79,3	28	4

351.03

Rubinetto diritto aut/fil
Straight ball valve

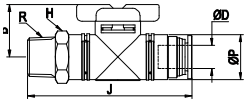

CODICE-CODE	ØD	R	ØP	H	J	B	Bag Qty
351.03.06.18	6	G1/8	17	17	60,4	23	5
351.03.06.14		G1/4	17	17	63,4	23	5
351.03.08.18	8	G1/8	17	17	60,3	23	5
351.03.08.14		G1/4	17	17	63,3	23	5
351.03.08.38		G3/8	17	17	64,3	23	5
351.03.10.14	10	G1/4	24	24	82,4	28	4
351.03.10.38		G3/8	24	24	83,4	28	4
351.03.10.12		G1/2	24	24	87,4	28	4
351.03.12.38	12	G3/8	24	24	83,85	28	4
351.03.12.12		G1/2	24	24	87,85	28	4

351.04

Rubinetto 90° aut/aut
Elbow union ball valve

CODICE-CODE	ØD1	ØD2	ØP	B	B1	Bag Qty
351.04.06.06	6	6	17	52,75	29,75	5
351.04.08.08	8	8	17	52,65	30,25	5
351.04.10.10	10	10	24	39,3	39,3	4
351.04.12.12	12	12	24	40,3	40,3	4

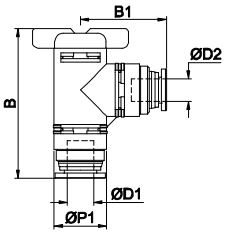

351.06

Rubinetto 90° aut/fil
Elbow ball valve

CODICE-CODE	ØD	R	ØP	A	H	B	B1	Bag Qty
351.06.06.18	6	G1/8	17	8	17	53,75	29,75	5
351.06.06.14		G1/4	17	11	17	56,75	29,75	5
351.06.08.18	8	G1/8	17	8	17	53,75	30,25	5
351.06.08.14		G1/4	17	11	17	56,75	30,25	5
351.06.08.38		G3/8	17	12	17	57,75	30,25	5
351.06.10.14	10	G1/4	24	11	24	72,1	40,1	4
351.06.10.38		G3/8	24	12	24	73,1	40,1	4
351.06.10.12		G1/2	24	15	24	77,1	40,1	4
351.06.12.38	12	G3/8	24	12	24	73,1	40	4
351.06.12.12		G1/2	24	15	24	77,1	40	4

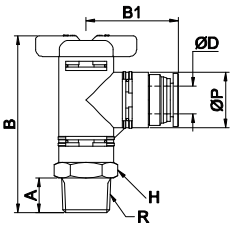

352.07

Rubinetto F/F metallo
Female ball valve

CODICE-CODE	F	F 1	P	I	I 1	L	L 1	H	CH	Bag Qty
352.07.18.18	**1/8**	**1/8**	5,5	8	8	36,5	19	21,5	14	5
352.07.14.14	**1/4**	**1/4**	5,5	11	11	43	19	21,5	14	5
352.07.38.38	**3/8**	**3/8**	7	11,5	16	48	19	22,5	18	2
352.07.12.12	**1/2**	**1/2**	10	16	23	59	25	32	22	2

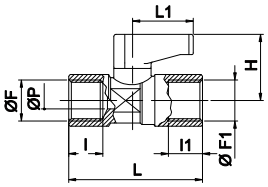

352.08

Rubinetto M/F metallo
M/F ball valve

CODICE- CODE	F	F 1	P	I	I 1	L	L 1	H	CH	Bag Qty
352.08.18.18	**1/8**	**1/8**	5,5	8	8	35,5	19	21,5	14	5
352.08.14.14	**1/4**	**1/4**	5,5	11	11	40,5	19	21,5	14	5
352.08.38.38	**3/8**	**3/8**	7	13	16	48	19	22,5	18	2
352.08.12.12	**1/2**	**1/2**	10	17	23	58	25	32	22	2

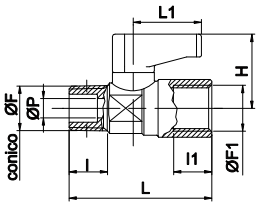

361.01

Valvola di scarico rapido
Quick exhaust valve

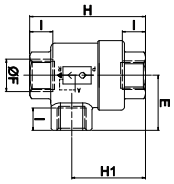

CODICE-CODE	F	I	H	H 1	CH	CH 1	E	Bag Qty
361.01.18	1/8	8	42	28	14	14	19,5	5
361.01.14	1/4	11	53	34,5	19	19	25	5
361.01.38	3/8	12	58	36	21	21	26	2
361.01.12	1/2	14	71	44	26	26	35	2
361.01.34	3/4	18	86	52	32	32	38,5	2

341.05

Valvola a corsoio
Hand slide valve

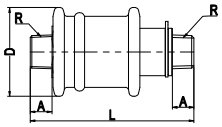

CODICE-CODE	R	ØD	L	A	I	Bag Qty
341.05.18	1/8	24	53,6	7,5	14	5
341.05.14	1/4	34	71,9	8,5	17	4
341.05.38	3/8	45	83	11	26	3
341.05.12	1/2	45	85	12	26	3

331.03

Valvola unidirezionale M/F
M/F check valve

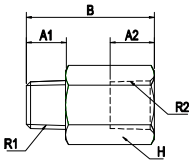

CODICE-CODE	R1	R2	H	A1	A2	B	Bag Qty
331.03.18.18	1/8	1/8	14	6	9	22,8	10
331.03.14.14	1/4	1/4	17	8	11	28,5	10
331.03.38.38	3/8	3/8	24	10	13	54,3	5
331.03.12.12	1/2	1/2	27	12	16	63,1	5

331.05

Valvola unidirezionale aut/aut
Straight union check valve

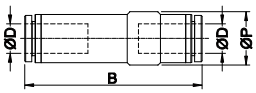

CODICE-CODE	ØD	ØP	B	Bag Qty
331.05.04.04	4	10	41,1	10
331.05.06.06	6	12,4	47,2	10
331.05.08.08	8	14,4	51,6	10
331.05.10.10	10	25	77,3	5
331.05.12.12	12	25	80	5

331.01

Valvola unidirezionale “out” aut/fil
Conical check “out” valve

331.02

Valvola unidirezionale “in” aut/fil
Conical check “in” valve

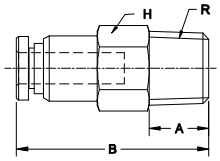

CODICE-CODE	ØD	R	H	ØP	B	A	Bag Qty
331.01.04.18	4	1/8”	10	9,6	24,7	8	10
331.01.06.18	6	1/8	12	11,6	28,6	8	10
331.01.06.14		1/4	14	11,6	28,6	11	10
331.01.08.18	8	1/8	14	13,6	30,5	8	10
331.01.08.14		1/4	14	13,6	35,1	11	10
331.01.10.38	10	3/8	24	25	62,2	12	5
331.01.12.38	12	3/8	24	25	64,4	12	5
331.01.12.12		1/2	27	28	70,5	15	5

CODICE-CODE	ØD	R	H	ØP	B	A	Bag Qty
331.02.04.18	4	1/8”	10	9,6	24,7	8	10
331.02.06.18	6	1/8	12	11,6	28,6	8	10
331.02.06.14		1/4	14	11,6	28,6	11	10
331.02.08.18	8	1/8	14	13,6	30,5	8	10
331.02.08.14		1/4	14	13,6	35,1	11	10
331.02.10.38	10	3/8	24	25	62,2	12	10
331.02.12.38	12	3/8	24	25	64,4	12	5
331.02.12.12		1/2	27	28	70,5	15	5

Line 311

Raccordi tradizionali
Standard Fittings

Dati tecnici - Technical data	
Applicazioni - Applications	Circuiti pneumatici, oleodinamici e idraulici Pneumatic and hydraulic systems
Pressione di lavoro - Working pressure	60 bar
Depressione - Vacuum	-
Range di temperatura - Temperature range	-10 ÷ 70°C

Guida alle referenze
Guide to references

311 . 01 . - . -

Serie
Line

311 = Raccordi tradizionali
Standard fittings

Modello
Type

Consultare le tabelle nelle pagine seguenti
Please check it in the following pages

Filetto
Thread size

18 = 1/8
14 = 1/4
38 = 3/8
12 = 1/2
M5 = M5

Filetto
Thread size

18 = 1/8
14 = 1/4
38 = 3/8
12 = 1/2
M5 = M5

Ø Tubo
Tube diameter

06 = tubo 6 mm
07 = tubo 7 mm
08 = tubo 8 mm
09 = tubo 6 mm
10 = tubo 10 mm
12 = tubo 12 mm

La linea dei raccordi tradizionali comprende una vasta gamma di prodotti per rispondere alle più svariate esigenze applicative.

The traditional fittings line have a large products range in order to meet the most varied application needs.

311.01

Curva M/M conica
Conical elbow male

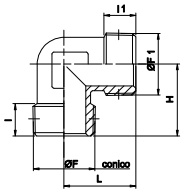

CODICE-CODE	F	F 1	l	l 1	H	L	CH	Bag Qty
311.01.18	1/8	1/8	8	8	18,5	18,5	10	20
311.01.14	1/4	1/4	11	11	23,5	23,5	13	10
311.01.14.18	1/4	1/8	11	8	21,5	19	10	20
311.01.38	3/8	3/8	11,5	11,5	26	26	17	10
311.01.12	1/2	1/2	14	14	31	31	21	5

311.02

Curva M/F conica
M/F conical elbow

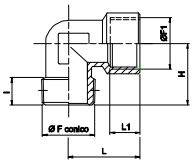

CODICE-CODE	F	F 1	l	l 1	H	L	CH	Bag Qty
311.02.18	1/8	1/8	8	8	18,5	21	10	20
311.02.14	1/4	1/4	11	11	23,5	25,5	13	10
311.02.14.18	1/4	1/8	11	8	21,5	21	10	20
311.02.38	3/8	3/8	11,5	11,5	26	28	17	5
312.01.12	1/2	1/2	14	14	31	33,5	21	5

311.03

Curva F/F conica
F/F conical elbow

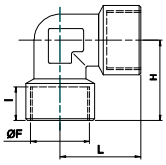

CODICE-CODE	F	l	H	L	CH	Bag Qty
311.03.18	1/8	8	21	21	10	20
311.03.14	1/4	11	25,5	25,5	13	10
311.03.38	3/8	11,5	28	28	17	5
311.03.12	1/2	14	33,5	33,5	21	5

311.04

T M/M/M conico
"T" conical male

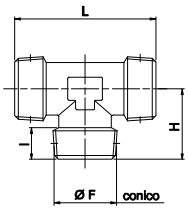

CODICE-CODE	F	l	H	L	CH	Bag Qty
311.04.18	1/8	8	18,5	37	10	10
311.04.14	1/4	11	23,5	47	13	5
311.04.38	3/8	11,5	26	52	17	5
311.04.12	1/2	14	31	62	21	5

311.05

T M/F/M conico
"T" conical M/F/M

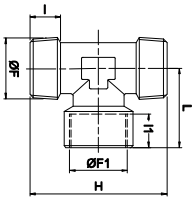

CODICE-CODE	F	F 1	l	l 1	H	L	CH	Bag Qty
311.05.18	1/8	1/8	8	8	37	21	10	10
311.05.14	1/4	1/4	11	11	47	25,5	13	5
311.05.38	3/8	3/8	11,5	11,5	52	28	17	5
311.05.12	1/2	1/2	14	14	62	33,5	21	5

311.06

T M/F/F conico
"T" conical M/F/F

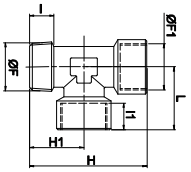

CODICE-CODE	F	F 1	I	I 1	H	H1	L	CH	Bag Qty
311.06.18	1/8	1/8	8	8	39,5	18,5	21	10	10
311.06.14	1/4	1/4	11	11	49	23,5	25,5	13	5
311.06.38	3/8	3/8	11,5	11,5	54	26	28	17	5
311.06.12	1/2	1/2	14	14	64,5	31	33,5	21	5

311.07

T F/F/F conico
"T" conical female

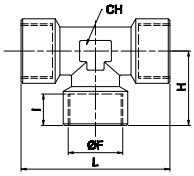

CODICE-CODE	F	I	H	L	CH	Bag Qty
311.07.18	1/8	8	21	42	10	10
311.07.14	1/4	11	25,5	51	13	5
311.07.38	3/8	11,5	28	56	17	5
311.07.12	1/2	14	33,5	67	21	5

311.08

T f/m/f conico
"T" conical F/M/F

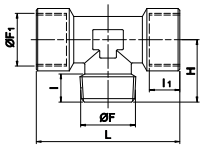

CODICE-CODE	F	F1	I	I1	H	L	CH	Bag Qty
311.08.18	1/8	1/8	8	8	18,5	42	10	10
311.08.14	1/4	1/4	11	11	23,5	51	13	5
311.08.38	3/8	3/8	11,5	11,5	26	56	17	5
311.08.12	1/2	1/2	14	14	31	67	21	5

311.09

T f/m/m conico
"T" conical F/M/M

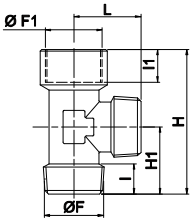

CODICE-CODE	F	F 1	I	I 1	H	H1	L	CH	Bag Qty
311.09.18	1/8	1/8	8	8	39,5	18,5	18,5	10	10
311.09.14	1/4	1/4	11	11	49	23,5	23,5	13	5
311.09.38	3/8	3/8	11,5	11,5	54	26	26	17	5
311.09.12	1/2	1/2	14	14	64,5	31	31	21	5

311.36

Raccordo dado fresato
Milled fitting nut

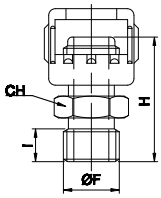

CODICE-CODE	F	I	H	CH	Bag Qty
311.36.14	1/4	10	28,5	15	2

311.10

Y F/M/F
"Y" conical F/M/F

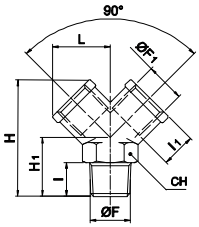

CODICE-CODE	F	F 1	I	I 1	H 1	L	H	CH	Bag Qty
311.10.18	1/8	1/8	8	8	16	14,5	32	13	10
311.10.14	1/4	1/4	11	11	20	18	38	17	10
311.10.38	3/8	3/8	11,5	11,5	22	20,5	42,5	20	5
311.10.12	1/2	1/2	14	14	27	26,5	53	25	5

311.11

Y F/F/F
"Y" female

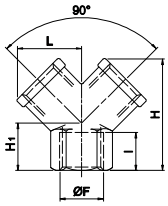

CODICE-CODE	F	I	H 1	L	H 1	CH	Bag Qty
311.11.18	1/8	8	12	14,5	26,5	13	10
311.11.14	1/4	11	14	18	32	17	10
311.11.38	3/8	11,5	16	20,5	37	20	5
311.11.12	1/2	14	19	26,5	45	25	5

311.13

Croce femmina
Female cross

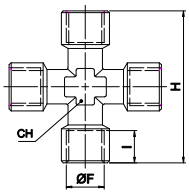

CODICE-CODE	F	I	H	CH	Bag Qty
311.13.18	1/8	8	42	10	10
311.13.14	1/4	11	51	13	5
311.13.38	3/8	11,5	56	17	5
311.13.12	1/2	14	67	21	2

311.12

Croce M/F/F/F
M/F/F/F conical cross

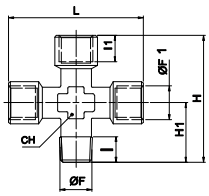

CODICE-CODE	F	F 1	I	I 1	H	H 1	L	CH	Bag Qty
311.12.18	1/8	1/8	8	8	39,5	18,5	42	10	10
311.12.14	1/4	1/4	11	11	49	23,5	51	13	5
311.12.38	3/8	3/8	11,5	11,5	54	26	56	17	5
311.12.12	1/2	1/2	14	14	64,5	31	67	21	2

311.14

Nipplo M/M conico
Conical male nipple

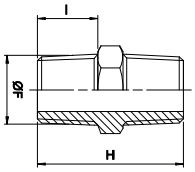

CODICE-CODE	F	I	H	CH	Bag Qty
311.14.18	1/8	8	20,5	12	20
311.14.14	1/4	11	27	14	20
311.14.38	3/8	11,5	28	17	10
311.14.12	1/2	14	33,5	22	5
311.14.34	3/4	16,5	39,5	27	5
311.14.01	1"	19	45,5	34	5

311.16

Nippolo M/M conico ridotto
Conical reduction male nipple

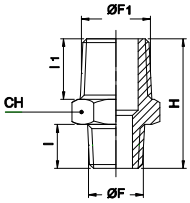

CODICE-CODE	F	F 1	I	I 1	H	CH	Bag Qty
311.16.18.14	1/8	1/4	8	11	24	14	20
311.16.14.38	1/4	3/8	11	11,5	27,5	17	10
311.16.14.12	1/4	1/2	11	14	30,5	22	10
311.16.38.12	3/8	1/2	11,5	14	31	22	10
311.16.12.34	1/2	3/4	14	16,5	37	27	5
311.16.34.01	3/4	1”	16,5	19	42,5	34	5

311.15

Nipplo M/M cilindrico
Cylindrical male nipple

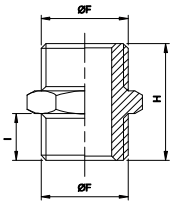

CODICE-CODE	F	I	H	CH	Bag Qty
311.15.M5	M5	4	11,5	8	20
311.15.18	1/8	6	16,5	14	20
311.15.14	1/4	8	21	17	20
311.15.38	3/8	9	23	19	10
311.15.12	1/2	10	25,5	24	10

311.17

Nipplo M/M cilindrico ridotto
Cylindrical male nipple

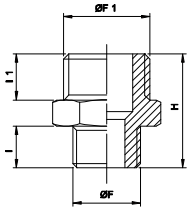

CODICE-CODE	F	F 1	I	I 1	H	CH	Bag Qty
311.17.M5.18	M5	1/8	4	6	14,5	14	20
311.17.18.14	1/8	1/4	6	8	19	17	20
311.17.18.38	1/8	3/8	6	9	20	19	20
311.17.14.38	1/4	3/8	8	9	22	19	10
311.17.14.12	1/4	1/2	8	10	23,5	24	10
311.17.38.12	3/8	1/2	9	10	24,5	24	10
311.17.12.34	1/2	3/4	10	11	27,5	30	5
311.17.34.01	3/4	1”	12	11	32	36	5

311.18

Nipplo M/F conico
M/F conical reducer

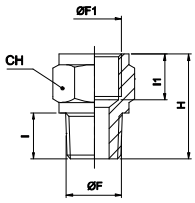

CODICE-CODE	F	F 1	I	I 1	H	CH	Bag Qty
311.18.18.18	1/8	1/8	8	8	18	14	20
311.18.18.14	1/8	1/4	8	11	21,5	17	20
311.18.14.14	1/4	1/4	11	11	24,5	17	10
311.18.14.38	1/4	3/8	11	11,5	25,5	22	10
311.18.14.12	1/4	1/2	11	14	29	24	5
311.18.38.38	3/8	3/8	11,5	11,5	26	22	10
311.18.38.12	3/8	1/2	11,5	14	29,5	24	5
311.18.12.12	1/2	1/2	14	14	32	26	5

311.19

Nipplo M/F cilindrico
M/F cylindrical reducer

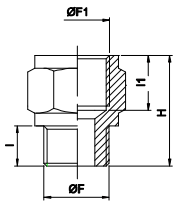

CODICE-CODE	F	F 1	I	I 1	H	CH	Bag Qty
311.19.18.18	1/8	1/8	6	8	16	14	20
311.19.18.14	1/8	1/4	6	11	19,5	17	20
311.19.14.14	1/4	1/4	8	11	21,5	17	20
311.19.14.38	1/4	3/8	8	11,5	22,5	22	20
311.19.14.12	1/4	1/2	8	14	26	24	10
311.19.38.38	3/8	3/8	9	11,5	23,5	22	10
311.19.38.12	3/8	1/2	9	14	27	24	10
311.19.12.12	1/2	1/2	10	14	28	26	5

311.20

Colonnetta M/F
M/F h22 cylindrical extension reducer

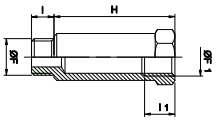

CODICE-CODE	F	F 1	I	I 1	H	L	CH	Bag Qty
311.20.18.18	1/8	1/8	6	8	16	22	14	20
311.20.18.18	1/8	1/8	6	8	45	51	14	10
311.20.14.14	1/4	1/4	8	11	27	35	17	10
311.20.14.141	1/4	1/4	8	11	43	51	17	5

311.21

Passaparete M/F
F/F bulkhead

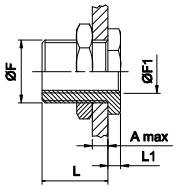

CODICE-CODE	F	F 1	Amax	L	L 1	CH	CH 1	Bag Qty
311.21.M5	M10X1	M5	7	10,5	3,5	14	14	10
311.21.18	M16X1,5	1/8	10	14	4	19	22	10
311.21.14	M20X1,5	1/4	16	21	4	24	27	5
311.21.38	M26X1,5	3/8	15	21	5	30	32	5
311.21.12	M28X1,5	1/2	21	27	6	32	36	5

311.22

Riduzione M/F conica
M/F conical reducer

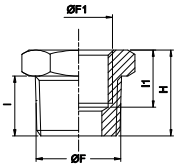

CODICE-CODE	F	F 1	I	I 1	H	CH	Bag Qty
311.22.14.18	1/4	1/8	11	8	16	14	20
311.22.38.18	3/8	1/8	11,5	8	16,5	17	20
311.22.38.14	3/8	1/4	11,5	11	16,5	17	20
311.22.12.18	1/2	1/8	14	8	19,5	22	10
311.22.12.14	1/2	1/4	14	11	19,5	22	10
311.22.12.38	1/2	3/8	14	11,5	19,5	22	10
311.22.34.12	3/4	1/2	16,5	14	23	27	5

311.23

Riduzione M/F cilindrica
M/F cylindrical reducer

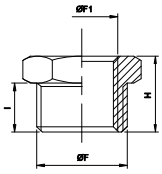

CODICE-CODE	F	F 1	I	H	CH	Bag Qty
311.23.18.M5	1/8	M5	6	10,5	14	20
311.23.14.18	1/4	1/8	8	13	17	20
311.23.38.18	3/8	1/8	9	14	19	20
311.23.38.14	3/8	1/4	9	14	19	20
311.23.12.18	1/2	1/8	10	15,5	24	10
311.23.12.14	1/2	1/4	10	15,5	24	10
311.23.12.38	1/2	3/8	10	15,5	24	10
311.23.34.12	3/4	1/2	11	17,5	30	5

311.24

Manicotto F/F
F/F sleeve

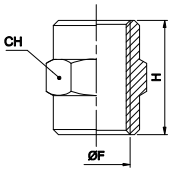

CODICE-CODE	F	H	CH	Bag Qty
311.24.M5	M5	11	8	20
311.24.18	1/8	15	14	20
311.24.14	1/4	22	17	20
311.24.38	3/8	23	22	10
311.24.12	1/2	28	26	10
311.24.34	3/4	32	32	5

311.25

Manicotto F/F ridotto
F/F sleeve reducer

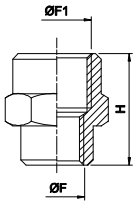

CODICE-CODE	F	F 1	H	CH	Bag Qty
311.25.M5.18	M5	1/8	13,5	14	10
311.25.18.14	1/8	1/4	19	17	10
311.25.18.38	1/8	3/8	20	22	10
311.25.14.38	1/4	3/8	22,5	22	10
311.25.14.12	1/4	1/2	26	24	10
311.25.38.12	3/8	1/2	26	24	10

311.26

Tappo M esagonale
Male plug

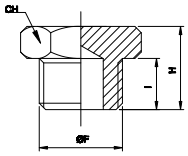

CODICE-CODE	F	I	H	CH	Bag Qty
311.26.18	1/8	6	10	14	20
311.26.14	1/4	8	12,5	17	20
311.26.38	3/8	9	13,5	19	20
311.26.12	1/2	10	15,5	24	10

311.28

Tappo M cilindrico c/oring
Cylindrical male plug with o-ring

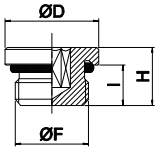

CODICE-CODE	F	I	H	D	CH	Bag Qty
311.28.18	1/8	6,5	9,5	14	5	20
311.28.14	1/4	8	11,5	17	6	20
311.28.38	3/8	9	12,5	20	8	20
311.28.12	1/2	10	14	26	10	10

311.29

Grano conico in ottone
Conical brass male plug

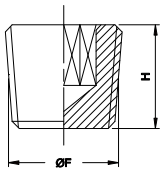

CODICE-CODE	F	H	CH	Bag Qty
311.29.18	1/8	7,5	5	20
311.29.14	1/4	10	6	20
311.29.38	3/8	11	8	20
311.29.12	1/2	13	10	10

311.30

Tappo femmina
Plug female

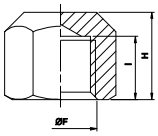

CODICE-CODE	F	I	H	CH	Bag Qty
311.30.18	1/8	8	11,5	14	20
311.30.14	1/4	11	15	17	20
311.30.38	3/8	11,5	15,5	20	10
311.30.12	1/2	14	20	24	10

311.31

Portagomma maschio conico
Conical male hose

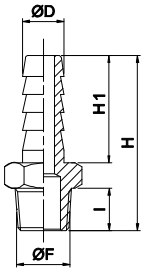

CODICE-CODE	D	F	I	H	H 1	CH	Bag Qty
311.31.06.18	6	1/8	8	31,5	19	12	20
311.31.06.14	6	1/4	11	35	19	14	20
311.31.07.18	7	1/8	8	31,5	19	12	20
311.31.07.14	7	1/4	11	35	19	14	20
311.31.08.18	8	1/8	8	31,5	19	12	20
311.31.08.14	8	1/4	11	35	19	14	20
311.31.09.18	9	1/8	8	31,5	19	12	20
311.31.09.14	9	1/4	11	35	19	14	20
311.31.09.38	9	3/8	11,5	35,5	19	17	20
311.31.09.12	9	1/2	14	38,5	19	22	10
311.31.10.14	10	1/4	11	36	20	14	20
311.31.10.38	10	3/8	11,5	36,5	20	17	20
311.31.10.12	10	1/2	14	39,5	20	22	20
311.31.12.38	12	3/8	11,5	36,5	20	17	10
311.31.12.12	12	1/2	14	39,5	20	22	10

311.32

Portagomma maschio cilindrico c/oring
Cylindrical male hose with o-ring

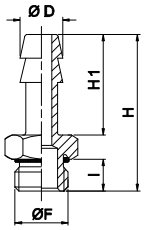

CODICE-CODE	D	F	I	H	H 1	CH	Bag Qty
311.32.06.18	6	1/8	6,5	30	19	14	20
311.32.06.14	6	1/4	8	32	19	17	20
311.32.07.18	7	1/8	6,5	30	19	14	20
311.32.07.14	7	1/4	8	32	19	17	20
311.32.08.18	8	1/8	6,5	30	19	14	20
311.32.08.14	8	1/4	8	32	19	17	20
311.32.09.18	9	1/8	6,5	30	19	14	20
311.32.09.14	9	1/4	8	32	19	17	20
311.32.09.38	9	3/8	9	33	19	20	20
311.32.12.14	12	1/4	8	33	20	17	10
311.32.12.38	12	3/8	9	34	20	20	10
311.32.12.12	12	1/2	10	35,5	20	24	10

311.33

Portagomma cilindrico
Cylindrical male hose

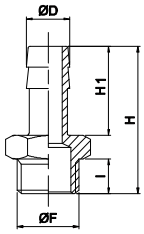

CODICE-CODE	D	F	I	H	H 1	CH	Bag Qty
311.33.06.18	6	1/8	6	29,5	19	12	20
311.33.06.14	6	1/4	8	32	19	14	20
311.33.07.18	7	1/8	6	29,5	19	12	20
311.33.07.14	7	1/4	8	32	19	14	20
311.33.08.18	8	1/8	6	29,5	19	12	20
311.33.08.14	8	1/4	8	32	19	14	20
311.33.08.38	8	3/8	9	33	19	19	20
311.33.09.14	9	1/4	8	32	19	14	20
311.33.09.38	9	3/8	9	33	19	19	20
311.33.10.14	10	1/4	8	33	20	14	20
311.33.10.38	10	3/8	9	34	20	19	20
311.33.12.14	12	1/4	8	33	20	14	20
311.33.12.38	12	3/8	9	34	20	19	10
311.33.12.12	12	1/2	10	35,5	20	22	10

311.34

Partitore a 4 vie
Cross manifold

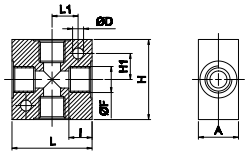

CODICE-CODE	F	I	H	H 1	L	L 1	D	A	Bag Qty
311.34.18	1/8	8	25	8,5	25	8,5	4,5	16	10
311.34.14	1/4	11	40	13	40	13	5,5	20	5
311.34.38	3/8	11,5	50	17	50	17	5,5	25	2
311.34.12	1/2	14	50	17	50	17	5,5	30	2

311.35

Partitore multiplo uscite 1 lato
Multiple out-put 1 side manifold

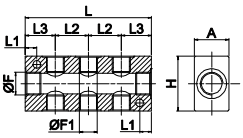

CODICE-CODE	F	F 1	A	H	L 1	L 2	L3	L	N°	Bag Qty
311.35.14.02	1/4	1/8	20	30	4,5	18	18	54	2+2	2
311.35.14.03	1/4	1/8	20	30	4,5	18	18	72	3+3	2
311.35.14.04	1/4	1/8	20	30	4,5	18	18	90	4+4	2
311.35.14.05	1/4	1/8	20	30	4,5	18	18	108	5+5	2
311.35.38.02	3/8	1/4	25	40	8,5	24	22	68	2+2	2
311.35.38.03	3/8	1/4	25	40	8,5	24	22	92	3+3	2
311.35.38.04	3/8	1/4	25	40	8,5	24	22	116	4+4	2
311.35.38.05	3/8	1/4	25	40	8,5	24	22	140	5+5	2

Line 312

Raccorderia a calzamento
Quick fittings

Dati tecnici - Technical data	
Applicazioni - Applications	Circuiti pneumatici, oleodinamici e idraulici Pneumatic and hydraulic systems
Pressione di lavoro - Working pressure	vuoto ÷ 18 bar - vacuum ÷ 18 bar
Range di temperatura - Temperature range	Vedi caratteristiche dei tubi impiegati See features hose used
Tubi consigliati - Recommended hoses	Nylon, Poliuretano o Rilsan - Nylon, Polyurethane or Rilsan

Guida alle referenze
Guide to references

312 . 01 . 04 . 18

Serie
Line

312 = Raccordo a calzamento
Quick fitting

Tipo di raccordo
Fitting type

Consultare le tabelle alle pagine che seguono

Please check it in following pages

Ø Tubo
Tube diameter

04 = tubo 4/2,7 mm
06 = tubo 6/4 mm
08 = tubo 8/6 mm
10 = tubo 10/8 mm
12 = tubo 12/10 mm
15 = tubo 15/12,5 mm

Filetto
Thread Size

18 = 1/8
14 = 1/4
38 = 3/8
12 = 1/2
M5 = M5

Il raccordo a calzamento rimane ancora una valida alternativa al raccordo automatico in presenza di applicazioni particolarmente gravose.

The quick fitting remains a valid alternative to the push-in fitting in the presence of severe demanding applications.

312.01

Maschio diritto conico
Conical straight male

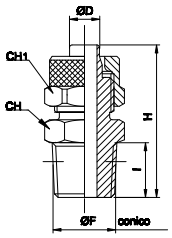

CODICE-CODE	D	F	I	H	CH	CH 1	Bag Qty
312.01.04.18	4/2,7	1/8	8	23,8	12	8	10
312.01.05.18	5/3	1/8	8	25	12	8	20
312.01.06.18	6/4	1/8	8	27,5	12	12	20
312.01.06.14	6/4	1/4	11	31	14	12	10
312.01.06.38	6/4	3/8	11,5	31,5	17	12	10
312.01.08.18	8/6	1/8	8	27,5	12	14	10
312.01.08.14	8/6	1/4	11	31	14	14	10
312.01.08.38	8/6	3/8	11,5	31,5	17	14	10
312.01.10.18	10/8	1/8	8	29,5	14	16	10
312.01.10.14	10/8	1/4	11	32,5	14	16	10
312.01.10.38	10/8	3/8	11,5	33	17	16	10
312.01.10.12	10/8	1/2	14	36	22	16	5
312.01.12.38	12/10	3/8	11,5	34,5	17	18	10
312.01.12.12	12/10	1/2	14	37,5	22	18	5
312.01.15.12	15/12,5	1/2	14	39,5	22	22	5

312.02

Maschio diritto cilindrico
Cylindrical straight male

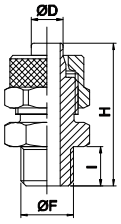

CODICE-CODE	D	F	I	H	CH	CH 1	Bag Qty
312.02.05.M5	5/3	M5	4	20	8	8	20
312.02.06.M5	6/4	M5	4	21	8	9	20
312.02.05.18	5/3	1/8	6	23	14	8	20
312.02.06.18	6/4	1/8	6	25,5	14	12	20
312.02.06.14	6/4	1/4	8	28	17	12	20
312.02.06.38	6/4	3/8	9	29	19	12	10
312.02.08.18	8/6	1/8	6	25,5	14	14	10
312.02.08.14	8/6	1/4	8	28	17	14	10
312.02.08.38	8/6	3/8	9	29	19	14	10
312.02.10.18	10/8	1/8	6	27	14	16	10
312.02.10.14	10/8	1/4	8	29,5	17	16	10
312.02.10.38	10/8	3/8	9	30,5	19	16	10
312.02.10.12	10/8	1/2	10	32	24	16	10
312.02.12.38	12/10	3/8	9	32	19	18	10
312.02.12.12	12/10	1/2	10	33,5	24	18	5
312.02.15.12	15/12,5	1/2	10	33,5	24	22	5

312.04

Femmina diritta cilindrica
Cylindrical straight female

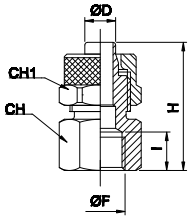

CODICE-CODE	D	F	I	H	CH	CH 1	Bag Qty
312.04.05.18	5/3	1/8	8	22,5	14	8	20
312.04.06.18	6/4	1/8	8	25	14	12	20
312.04.06.14	6/4	1/4	11	29	17	12	20
312.04.08.18	8/6	1/8	8	25	14	14	20
312.04.08.14	8/6	1/4	11	29	17	14	10
312.04.08.38	8/6	3/8	11,5	29,5	20	14	10
312.04.10.18	10/8	1/8	8	26,5	14	16	10
312.04.10.14	10/8	1/4	11	30,5	17	16	10
312.04.10.38	10/8	3/8	11,5	31	20	16	10
312.04.10.12	10/8	1/2	14	34,5	24	16	10
312.04.12.38	12/10	3/8	11,5	32,5	20	18	10

312.05

Curva maschio cilindrica
Conical elbow male

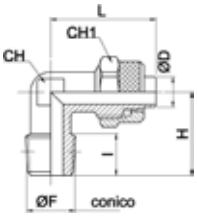

CODICE-CODE	D	F	I	H	L	CH	CH 1	Bag Qty
312.05.04.M5	4/2,7	M5	4	15	19,5	8	8	10
312.05.04.18	4/2,7	1/8	8	17	19,5	8	8	10
312.05.05.18	5/3	1/8	8	17	21,5	8	8	20
312.05.06.18	6/4	1/8	8	17	22,5	8	12	20
312.05.06.14	6/4	1/4	11	20	22,5	10	12	10
312.05.06.38	6/4	3/8	11,5	22,5	23,5	11	12	10
312.05.08.18	8/6	1/8	8	17	22,5	10	14	10
312.05.08.14	8/6	1/4	11	20	22,5	10	14	10
312.05.08.38	8/6	3/8	11,5	22,5	24	11	14	10
312.05.10.18	10/8	1/8	8	18,5	25,5	11	16	10
312.05.10.14	10/8	1/4	11	21,5	25,5	11	16	10
312.05.10.38	10/8	3/8	11,5	22,5	25,5	11	16	10
312.05.12.38	12/10	3/8	11,5	24,5	30	14	18	10
312.05.12.12	12/10	1/2	14	28	30,5	17	18	5
312.05.15.12	15/12,5	1/2	14	28	34	17	22	5

312.06

Curva femmina cilindrica
Cylindrical elbow female

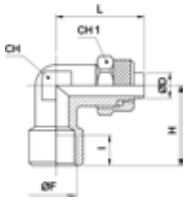

CODICE-CODE	D	F	I	H	L	CH	CH 1	Bag Qty
312.06.05.18	5/3	1/8	8	19	21,5	10	8	20
312.06.06.18	6/4	1/8	8	19	22,5	10	12	20
312.06.06.14	6/4	1/4	10,5	23	25	11	12	10
312.06.08.18	8/6	1/8	8	19	22,5	10	14	20
312.06.08.14	8/6	1/4	10,5	23	25	11	14	10
312.06.10.14	10/8	1/4	11	23,5	26	13	16	10
312.06.12.38	12/10	3/8	11,5	28	30,5	17	18	5

312.07

Curva maschio cilindrica girevole
Swivel elbow male with o-ring

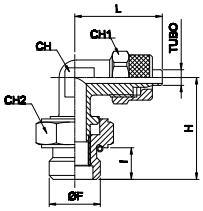

CODICE-CODE	D	F	I	H	L	CH	CH 1	CH 2	Bag Qty
312.07.06.18	6/4	1/8	6	22,5	22,5	8	12	14	10
312.07.06.14	6/4	1/4	8	25	23,5	10	12	17	10
312.07.08.18	8/6	1/8	6	22,5	23,5	10	14	14	10
312.07.08.14	8/6	1/4	8	25	23,5	10	14	17	10
312.07.10.14	10/8	1/4	8	25,5	23,5	11	14	17	10

312.09

T maschio centrale
"T" conical central male

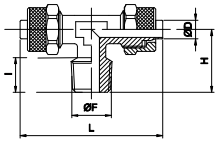

CODICE-CODE	D	F	I	H	L	CH	CH 1	Bag Qty
312.09.05.18	5/3	1/8	8	17	43	8	8	20
312.09.06.18	6/4	1/8	8	17	45	8	12	10
312.09.06.14	6/4	1/4	11	20,5	45,5	10	12	10
312.09.08.18	8/6	1/8	8	17,5	45,5	10	14	10
312.09.08.14	8/6	1/4	11	20,5	45,5	10	14	10
312.09.08.38	8/6	3/8	11,5	22,5	48	11	14	10
312.09.10.14	10/8	1/4	11	21,5	51	11	16	5
312.09.10.38	10/8	3/8	11,5	22,5	51	11	16	5
312.09.12.38	12/10	3/8	11,5	24,5	60	14	18	5
312.09.12.12	12/10	1/2	14	28	61	17	18	5
312.09.15.12	15/12,5	1/2	14	28	68	17	22	5

312.10

T maschio laterale
"T" conical lateral male

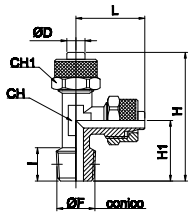

CODICE-CODE	D	F	I	H	H 1	L	CH	CH 1	Bag Qty
312.10.05.18	5/3	1/8	8	38,5	17	21,5	8	8	20
312.10.06.18	6/4	1/8	8	39,5	17	22,5	8	12	10
312.10.06.14	6/4	1/4	11	42,5	20	22,5	10	12	10
312.10.08.18	8/6	1/8	8	40,5	17,5	22,5	10	14	10
312.10.08.14	8/6	1/4	11	43,5	20,5	22,5	10	14	10
312.10.08.38	8/6	3/8	11,5	46,5	22,5	23,5	11	14	10
312.10.10.14	10/8	1/4	11	46,5	21	25,5	11	16	5
312.10.10.38	10/8	3/8	11,5	48	22,5	25,5	11	16	5
312.10.12.38	12/10	3/8	11,5	54,5	24,5	30	14	18	5
312.10.12.12	12/10	1/2	14	58,5	28	30,5	17	18	5
312.10.15.12	15/12,5	1/2	14	62	28	34	17	22	5

312.11

Diritto intermedio
Straight union

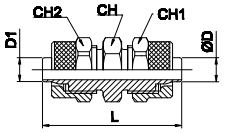

CODICE-CODE	D	D 1	L	CH	CH 1	CH 2	Bag Qty
312.11.05	5/3	5/3	28,5	8	8	8	20
312.11.06	6/4	6/4	34,5	12	12	12	20
312.11.08	8/6	8/6	35	14	14	14	10
312.11.08.06	8/6	6/4	35	14	14	12	10
312.11.10	10/8	10/8	38	14	16	16	10
312.11.12	12/10	12/10	41	17	18	18	5
312.11.15	15/12,5	15/12,5	45,5	22	22	22	5

312.12

Passaparete intermedio
Bulkhead union

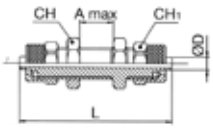

CODICE-CODE	D	CH	CH 1	L	A max	Bag Qty
312.12.05	5/3	9	8	40	8,5	20
312.12.06	6/4	14	12	48	10,5	10
312.12.08	8/6	16	14	48	10,5	10
312.12.10	10/8	17	16	50	8,5	10
312.12.12	12/10	19	18	53	8,5	5
312.12.15	15/12,5	24	22	58	8,5	5

312.13

Curva intermedia
Elbow union

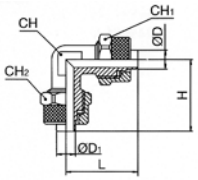

CODICE-CODE	D	D 1	H	L	CH	CH 1	CH 2	Bag Qty
312.13.05	5/3	5/3	21,5	21,5	8	8	8	20
312.13.06	6/4	6/4	21,5	21,5	8	12	12	20
312.13.08	8/6	8/6	22,5	22,5	10	14	14	10
312.13.08.06	8/6	6/4	22,5	22,5	10	14	12	10
312.13.10	10/8	10/8	25,5	25,5	11	16	16	10
312.13.12	12/10	12/10	30	30	14	18	18	5
312.13.15	15/12,5	15/12,5	34	34	17	22	22	5

312.14

T intermedio
"T" union

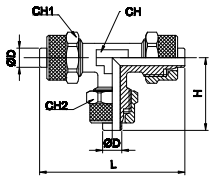

CODICE-CODE	D	D 1	H	L	CH	CH 1	CH 2	Bag Qty
312.14.05	5/3	5/3	21,5	43	8	8	8	20
312.14.06	6/4	6/4	22,5	45	8	12	12	10
312.14.08	8/6	8/6	22,5	45	10	14	14	10
312.14.08.06	8/6	6/4	22,5	45	10	14	12	10
312.14.10	10/8	10/8	25,5	51	11	16	16	5
312.14.12	12/10	12/10	30	60	14	18	18	5
312.14.15	15/12,5	15/12,5	34	68	17	22	22	5

312.16

Croce intermedia
Cross union

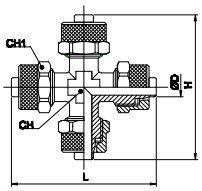

CODICE-CODE	D	H	L	CH	CH 1	Bag Qty
312.16.05	5/3	43	43	8	8	10
312.16.06	6/4	45	45	8	12	10
312.16.08	8/6	45	45	10	14	10
312.16.10	10/8	51	51	11	16	5

312.23

Anello femmina
Female banjo

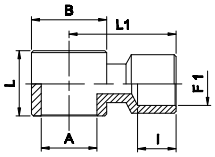

CODICE-CODE	F	F 1	I	H	L	Bag Qty
312.23.18	1/8	1/8	8	14,5	20	10
312.23.14	1/4	1/4	10	17,5	24,5	10

312.17

Anello singolo
Single banjo

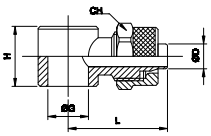

CODICE-CODE	D	F	H	L	CH 1	Bag Qty
312.17.04.M5	4/2,7	M5	9	15,8	8	10
312.17.04.18	4/2,7	1/8	14,5	21,3	8	10
312.17.05.M5	5/3	M5	9	17	8	10
312.17.05.18	5/3	1/8	14,5	22,5	8	20
312.17.06.M5	6/4	M5	9	18	9	20
312.17.06.18	6/4	1/8	14,5	24	12	10
312.17.06.14	6/4	1/4	14,5	26	12	10
312.17.08.18	8/6	1/8	14,5	24	14	10
312.17.08.14	8/6	1/4	14,5	26	14	10
312.17.10.14	10/8	1/4	14,5	27,5	16	10

312.18

Anello doppio
Double banjo

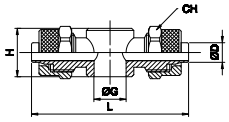

CODICE-CODE	D	F	H	L	CH 1	Bag Qty
312.18.04.18	4/2,7	1/8	14,5	42,6	8	10
312.18.05.18	5/3	1/8	14,5	45	8	10
312.18.06.18	6/4	1/8	14,5	48	12	10
312.18.06.14	6/4	1/4	14,5	52	12	10
312.18.08.18	8/6	1/8	14,5	48	14	10
312.18.08.14	8/6	1/4	14,5	52	14	10
312.18.10.14	10/8	1/4	14,5	55	16	5

312.19

Vite cava singola
Single screw

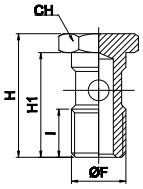

CODICE-CODE	F	I	H	H 1	CH 1	Bag Qty
312.19.M5	M5	6	18	14,5	8	10
312.19.18	1/8	8	27	23	14	20
312.19.14	1/4	11	29,5	25	17	10

312.20

Vite cava singola lunga
Longer single screw

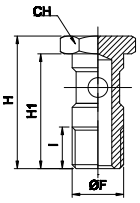

CODICE-CODE	F	I	H	H 1	CH 1	Bag Qty
312.20.18	1/8	8	31	27	14	20
312.20.14	1/4	11	33,5	29	17	10

312.21

Vite cava doppia
Double screw

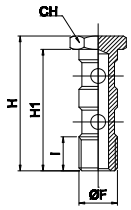

CODICE-CODE	F	I	H	H 1	CH 1	Bag Qty
312.21.18	1/8	8	43	39	14	10
312.21.14	1/4	11	45,5	41	17	10

312.22

Vite cava doppia lunga
Longer double screw

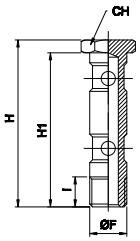

CODICE-CODE	F	I	H	H 1	CH 1	Bag Qty
312.22.18	1/8	8	56	52	14	10
312.22.14	1/4	11	58,5	54	17	10

312.25

Rondella in plastica
Indented nylon washer

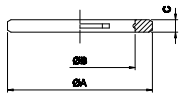

CODICE-CODE	type	A	B	C	Bag Qty
312.25.M5	M5	8	5,2	1,3	10
312.25.18	1/8	14	10	1,5	20
312.25.14	1/4	18	13,5	1,5	20

312.28

Rondella alta in plastica
5mm sealing ring

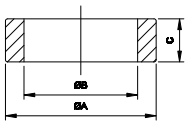

CODICE-CODE	type	A	B	C	Bag Qty
312.28.18	1/8	14	10	5	10
312.28.14	1/4	17,5	13,2	5	10

312.26

Rondella in nylon
Nylon washer

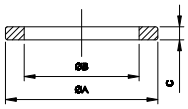

CODICE-CODE	type	A	B	C	Bag Qty
312.26.M5	M5	8,5	5	1,5	10
312.26.18	1/8	14	9,8	1,5	20
312.26.14	1/4	18	13,2	1,5	20

312.27

Rondella in alluminio
Aluminium washer

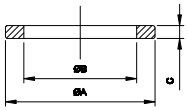

CODICE-CODE	Type	A	B	C	Bag Qty
312.27.18	1/8	14	10	1,5	20
312.27.14	1/4	17,3	13,3	1,5	20

312.29

Dado di bloccaggio
Locking nut

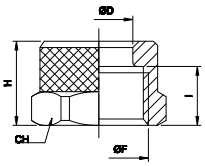

CODICE-CODE	D	F	I	H	CH	Bag Qty
312.29.04	4/2,7	M6X0,5	6	8,1	8	10
312.29.05	5/3	M7X0,75	6	8,5	8	10
312.29.06.M8	6/4	M8X0,75	6,5	9	9	20
312.29.06M10	6/4	M10X1	7,5	10,5	12	20
312.29.08	8/6	M12X1	7,5	10,5	14	20
312.29.10	10/8	M14X1	8	11,5	16	20
312.29.12	12/10	M16X1	10	13	18	10
312.29.15	15/12,5	M20X1	11	15,5	22	10

391.01

Silenziatore SFE
SFE silencer

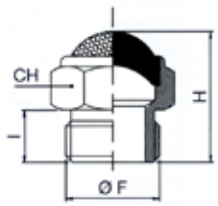

CODICE-CODE	A	F	H	CH	Bag Qty
391.01M5	**M5**	4	8	8	10
391.01.18	**1/8**	6	15	13	10
391.01.14	**1/4**	7	18	16	10
391.01.38	**3/8**	8	20	19	5
391.01.12	**1/2**	10	22	24	5

391.02

Silenziatore SEP
SEP silencer

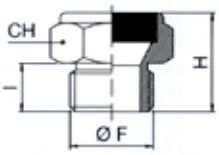

CODICE-CODE	A	F	H	CH	Bag Qty
391.02.M5	**M5**	5	12	8	10
391.02.18	**1/8**	6	14	13	10
391.02.14	**1/4**	7	17	16	10
391.02.38	**3/8**	8	18	19	5
391.02.12	**1/2**	10	20	24	5

391.03

Silenziatore SP
SP silencer

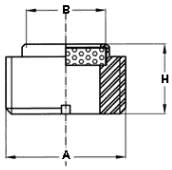

CODICE-CODE	A	B	H	Bag Qty
391.03.18	**1/8**	6	5	10
391.03.14	**1/4**	8	6	10
391.03.38	**3/8**	10	7	5
391.03.12	**1/2**	15	8	5

391.04

Silenziatore SET
SET silencer

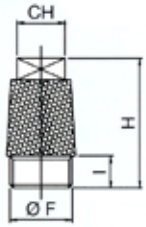

CODICE-CODE	A	E	F	L	H	CH	Bag Qty
391.04.M5	**M5**	8,5	5	15	20	7,5	10
391.04.18	**1/8**	11,5	4,5	13	17,5	8	10
391.04.14	**1/4**	15	6	18	24	10	10
391.04.38	**3/8**	19	7	24	31	13	5
391.04.12	**1/2**	23	8	29	37	14	5

391.06

Silenziatore SCT
SBE silencer

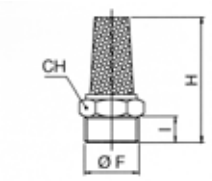

CODICE-CODE	A	N	F	L	H	CH	Bag Qty
391.06.M5	**M5**	4	4	9	17	8	10
391.06.18	**1/8**	8	6	15	29	13	10
391.06.14	**1/4**	8	7	17	32	16	10
391.06.38	**3/8**	7	8	25	40	19	5
391.06.12	**1/2**	9	9	27	45	24	5

391.08

Silenziatore SPL
SPL silencer

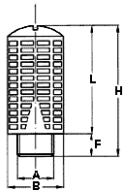

CODICE-CODE	A	B	F	L	H	Bag Qty
391.08.18	**1/8**	15	6	26,5	11,5	10
391.08.14	**1/4**	19,5	8	35	32,5	10
391.08.38	**3/8**	24,5	11	47	32,5	5
391.08.12	**1/2**	24,5	11	47	43	5

391.09

Silenziatore SPLF
SPL-F silencer

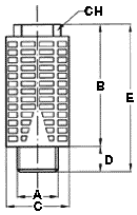

CODICE-CODE	A	B	C	D	E	CH	Bag Qty
391.09.18	**1/8**	28	16	6	34	12	10
391.09.14	**1/4**	36	19	8	44	12	10
391.09.38	**3/8**	46	24	10	56	17	5
391.09.12	**1/2**	46	24	10	56	17	5

391.07

Regolatore di scarico silenziato
SVE silencer - flow regulator

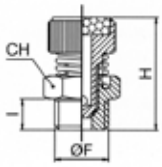

CODICE-CODE	A	B min	B max	C	Bag Qty
391.07.18	**1/8**	20	22	6	5
391.07.14	**1/4**	22	24	8	5
391.07.38	**3/8**	25	28	10	5
391.07.12	**1/2**	26	29	11	5

1601A

Silenziatori PE
PE silencers

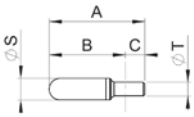

CODICE-CODE	ØD	A	B	C	ØS
1601A00064	**6**	45	28,5	16,5	12,5
1601A00065	**8**	43	23,5	19,5	13,5
1601A00067	**10**	57	37	20	15,6
1601A00066	**12**	80	58	22	18,5

Manometri
Gauges

STANDARD

CODICE-CODE	SCALA		ØA	B	CH
	BAR	PSI			
A38.00.00026*	0 ÷ 12	0 ÷ 175	40	G 1/8	14
A38.00.00055	0 ÷ 6	0 ÷ 85	40	G 1/8	12
A75.01.00010	0 ÷ 12	0 ÷ 175	50	G 1/8	14
A75.01.00011*	0 ÷ 6	0 ÷ 85	50	G 1/8	14
A95.01.00026	0 ÷ 12	0 ÷ 175	63	G 1/4	14

** versione personalizzata Aircomp*
** Aircomp customized version*

MINI

CODICE-CODE	SCALA		ØA	B	CH
	BAR	PSI			
A35.01.00035	0 ÷ 6	0 ÷ 87	25	G 1/8	11
A35.01.00025	0 ÷ 12	0 ÷ 174	25	G 1/8	11

FLANGIATO

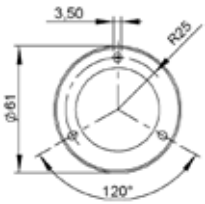

CODICE-CODE	SCALA		B
	BAR	PSI	
A38.00.00119	0 ÷ 2,5	0 ÷ 36	G 1/8
A38.00.00116	0 ÷ 6	0 ÷ 87	G 1/8
A38.01.00118	0 ÷ 18	0 ÷ 174	G 1/8

Note

Note

Note

STAMPOTECNICA é certificata secondo il sistema di qualità **ISO EN 9001:2000**.
Da sempre la soddisfazione del Cliente é obiettivo primario della politica aziendale e punto di riferimento nella pianificazione di ogni strategia. Tutti i processi aziendali sono stati elaborati, con il coinvolgimento e l'impegno dell'intera organizzazione, per garantire massima professionalità e massima qualità dei prodotti e dei servizi.

STAMPOTECNICA is certified according to **ISO EN 9001:2000** quality standards. Customer satisfaction has always been the primary goal of our corporate policy and a reference point when planning every strategy.
Each company process has been worked out, involving and engaging our whole organization, in order to guarantee utmost expertise together with utmost quality of products and service.

I dati riportati nel presente Catalogo non sono impegnativi e possono pertanto subire, senza preavviso, modifiche suggerite dal continuo miglioramento tecnico e costruttivo.

The overall dimensions and technical information are provided solely for informative reasons and may be subject to change without notice.

AIRCOMP STAMPOTECNICA

ORGANIZZAZIONE DI VENDITA - ITALIA

Ancona	Brescia	Foggia	Napoli	Perugia
Arezzo	Chieti	Mantova	Novara	Ravenna
Bari	Cremona	Macerata	Padova	Reggio Emilia
Bergamo	Ferrara	Modena	Parma	Torino
Bologna	Firenze	Milano	Pavia	Treviso
				Vicenza

SALES ORGANISATION - FOREIGN

Australia	Egypt	Iran	Russia	Thailand
Austria	France	Israel	Spain	Turkey
Benelux	Germany	Malaysia	South Africa	United Kingdom
Bulgaria	Greece	Mexico	Sweden	
Brazil	Iceland	Poland	Switzerland	
Denmark	India	Portugal	Taiwan	USA

STAMPOTECNICA s.r.l.
via Martiri di Cervarolo, 5
42015 Correggio (RE) Italia
Tel. 0522 641840 r.a.
Telefax 0522 694312

www.aircomp.it - info@aircomp.it

SINCERT
SQP
N° certificato: 72
UNI EN ISO 9001:2000
CERTIFIED IQNet MANAGEMENT SYSTEM